

DETAILED STATEMENT OF CURRENT YEAR'S OBLIGATIONS, DISBURSEMENTS AND UNPAID OBLIGATIONS  
As of December 31, 2013

Department: OTHER EXECUTIVE OFFICES  
Agency/Operating Units : PRESIDENTIAL LEGISLATIVE LIAISON OFFICE  
Region/Province/City: Manila  
Fund: 101

Program/Activity/Project (P/A/P) and Account Title	Account Code	Current Year Obligations					Disbursements					Balance (Unpaid Obligations) 13 = (7-12) = (14+15)	Breakdown of Unpaid Obligations	
		1st Quarter ending March 31	2nd Quarter ending June 30	3rd Quarter ending Sept. 30	4th Quarter ending Dec. 31	Total	1st Quarter ending March 31	2nd Quarter ending June 30	3rd Quarter ending Sept. 30	4th Quarter ending Dec. 31	Total		Accounts Payable	Obligations Not Yet Due and Demandable
1	2	3	4	5	6	7	8	9	10	11	12	14	15	
<b>1. CURRENT YEAR BUDGET/APPROPRIATIONS</b>														
<b>A. AGENCY SPECIFIC BUDGET</b>														
<b>P/A/P: LIAISON SERVICES</b>														
<b>Personnel Services</b>														
Salaries and Wages														
Salaries and Wages - Regular	701	3,670,532.34	3,949,808.43	3,905,551.00	2,018,108.23	13,544,000.00	3,507,091.26	3,827,409.02	4,191,421.49	2,018,108.23	13,544,000.00	-	-	
Salaries and Wages - Military/Uniformed	702	-	-	-	-	-	-	-	-	-	-	-	-	
Salaries and Wages - Contractual	706	-	-	-	-	-	-	-	-	-	-	-	-	
Other Compensation														
Personnel Economic Relief Allowance (PERA)	711	171,233.33	181,895.67	182,000.00	113,100.00	648,000.00	171,233.33	181,895.67	182,000.00	113,100.00	648,000.00	-	-	
Additional Compensation (ACCOM)	712	-	-	-	-	-	-	-	-	-	-	-	-	
Representation Allowance (RA)	713	258,500.00	258,500.00	258,500.00	82,500.00	857,000.00	238,500.00	258,500.00	258,500.00	82,500.00	837,000.00	-	-	
Transportation Allowance (TA)	714	154,300.00	153,300.00	171,300.00	171,300.00	650,200.00	154,300.00	193,300.00	171,300.00	171,300.00	650,200.00	-	-	
Clothing/Uniform Allowance	715	-	140,000.00	-	(5,000.00)	135,000.00	-	140,000.00	-	(5,000.00)	135,000.00	-	-	
Subsistence, Laundry and Quarters Allowance	716	-	-	-	-	-	-	-	-	-	-	-	-	
Productivity Incentive Allowance	717	54,000.00	-	-	-	54,000.00	-	54,000.00	-	-	54,000.00	-	-	
Overseas Allowance	718	-	-	-	-	-	-	-	-	-	-	-	-	
Other bonuses and Allowances	719	-	-	-	-	-	-	-	-	-	-	-	-	
Honoraria	720	-	-	-	-	-	-	-	-	-	-	-	-	
Hazard Pay	721	-	-	-	-	-	-	-	-	-	-	-	-	
Longevity Pay	722	-	-	-	-	-	-	-	-	-	-	-	-	
Overtime and Night Pay	723	-	-	-	-	-	-	-	-	-	-	-	-	
Cost Off	724	-	70,000.00	-	85,000.00	135,000.00	-	70,000.00	-	85,000.00	135,000.00	-	-	
Year end Bonus	725	-	599,645.00	-	526,961.00	1,126,606.00	-	599,645.00	-	526,961.00	1,126,606.00	-	-	
Personnel Benefit Contributions														
Life and Retirement Insurance Contributions	731	412,290.08	444,472.96	440,245.56	461,060.44	1,758,059.04	412,290.08	444,472.96	440,245.56	461,060.44	1,758,059.04	-	-	
Pag-ibig Contributions	732	8,400.00	8,700.00	8,800.00	8,100.00	34,000.00	5,400.00	11,700.00	8,800.00	8,100.00	34,000.00	-	-	
Philhealth Contributions	733	30,525.00	31,912.50	31,987.50	(8,425.00)	85,000.00	19,500.00	42,937.50	31,987.50	(8,425.00)	85,000.00	-	-	
ECC Contributions	734	8,231.39	8,758.76	8,767.24	8,242.61	34,000.00	8,231.39	8,758.76	8,767.24	8,242.61	34,000.00	-	-	
Other Personnel Benefits														
Pension Benefits - Civilian	738	-	-	-	-	-	-	-	-	-	-	-	-	
Pension Benefits - Military/Uniformed	739	-	-	-	-	-	-	-	-	-	-	-	-	
Retirement Benefits - Civilian	740	-	-	-	-	-	-	-	-	-	-	-	-	
Retirement Benefits - Military/Uniformed	741	-	-	-	-	-	-	-	-	-	-	-	-	
Terminal Leave Benefits	742	-	-	-	-	-	-	-	-	-	-	-	-	
Health Workers Benefits	743	-	-	-	-	-	-	-	-	-	-	-	-	
Other Personnel Benefits	749	-	5,000.00	15,000.00	-	20,000.00	-	5,000.00	15,000.00	-	20,000.00	-	-	

## DETAILED STATEMENT OF CURRENT YEAR'S OBLIGATIONS, DISBURSEMENTS AND UNPAID OBLIGATIONS

As of December 31, 2013

Department: OTHER EXECUTIVE OFFICES  
 Agency/Operating Units : PRESIDENTIAL LEGISLATIVE LIAISON OFFICE  
 Region/Province/City: Manila  
 Fund: 101

Program/Activity/Project (PIA/P) and Account Title	Account Code	Current Year Obligations					Disbursements					Balance (Unpaid Obligations) 13 = (7-12) = (14+15)	Breakdown of Unpaid Obligations		
		1st Quarter ending March 31	2nd Quarter ending June 30	3rd Quarter ending Sept. 30	4th Quarter ending Dec. 31	Total	1st Quarter ending March 31	2nd Quarter ending June 30	3rd Quarter ending Sept. 30	4th Quarter ending Dec. 31	Total		Accounts Payable	Obligations Not Yet Due and Demandable	
		3	4	5	6	7	8	9	10	11	12		14	15	
<b>Maintenance &amp; Other Operating Expenses</b>															
Traveling Expenses															
Travel Expenses-Local	751	50,690.50	118,718.23	70,004.33	160,880.67	400,293.73	50,690.50	118,718.23	52,909.26	168,771.98	391,089.97	9,204.36	9,204.36	-	
Travel Expenses-Foreign	752	-	-	-	-	-	-	-	-	-	-	-	-	-	
Training and Scholarship Expenses															
Training Expenses	753	250,000.00	17,200.00	288,900.00	852,400.00	1,389,500.00	250,000.00	17,200.00	289,000.00	852,400.00	1,389,500.00	-	-	-	
Scholarship Expenses	754	-	-	-	-	-	-	-	-	-	-	-	-	-	
Supplies and Materials Expenses															
Office Supplies Expenses	755	110,592.15	111,464.10	173,975.64	104,532.25	500,564.14	110,592.15	110,783.60	117,185.21	162,023.18	500,564.14	-	-	-	
Accountable Forms Expenses	756	-	-	-	-	-	-	-	-	-	-	-	-	-	
Animal/Zoological Supplies Expenses	757	-	-	-	-	-	-	-	-	-	-	-	-	-	
Food Supplies Expenses	758	-	-	-	-	-	-	-	-	-	-	-	-	-	
Drugs and Medicines Expenses	759	-	-	-	-	-	-	-	-	-	-	-	-	-	
Medical, Dental and Laboratory Supplies Expenses	760	-	-	-	-	-	-	-	-	-	-	-	-	-	
Gasoline, Oil and Lubricants Expenses	761	197,952.72	316,321.30	206,887.81	456,963.18	1,181,125.01	197,952.72	306,856.98	209,719.03	300,619.60	1,015,147.33	165,977.68	165,977.68	-	
Agricultural Supplies Expenses	762	-	-	-	-	-	-	-	-	-	-	-	-	-	
Textbooks and Instructional Materials	763	-	-	-	-	-	-	-	-	-	-	-	-	-	
Military and Police Supplies Expenses	764	-	-	-	-	-	-	-	-	-	-	-	-	-	
Other Supplies Expenses	765	38,178.05	39,261.49	20,390.66	47,985.40	146,025.60	38,178.05	39,178.43	14,329.24	50,772.86	142,458.60	3,967.00	3,967.00	-	
Utility Expenses															
Water Expenses	766	-	-	-	-	-	-	-	-	-	-	-	-	-	
Electricity Expenses	767	-	-	-	-	-	-	-	-	-	-	-	-	-	
Cooking Gas Expenses	768	-	-	-	-	-	-	-	-	-	-	-	-	-	
Communication Expenses															
Postage and Deliveries	771	-	-	-	-	-	-	-	-	-	-	-	-	-	
Telephone Expenses-Landline	772	81,241.91	55,133.29	63,803.39	77,487.21	277,785.80	81,241.91	26,099.32	86,942.91	82,641.66	277,785.80	-	-	-	
Telephone Expenses-Mobile	773	98,575.94	134,292.90	124,122.23	144,049.40	495,840.47	88,580.14	105,420.60	146,053.86	157,485.87	495,540.47	300.00	300.00	-	
Internet expenses	774	-	-	-	-	-	-	-	-	-	-	-	-	-	
Cable, Satellite, Telegraph and Radio Expenses	775	-	40,888.00	27,677.53	7,430.98	75,996.51	-	40,647.19	27,918.34	7,430.98	75,996.51	-	-	-	
Membership Dues and Contributions to Org.	778	-	-	-	-	-	-	-	-	-	-	-	-	-	
Awards and Indemnities	779	-	-	-	-	-	-	-	-	-	-	-	-	-	
Advertising Expenses/Promo	780	-	-	-	-	-	-	-	-	-	-	-	-	-	
Printing and Binding Expenses	781	-	-	-	-	-	-	-	-	-	-	-	-	-	
Rent Expenses	782	12,167.12	63,407.66	34,588.74	61,447.81	171,611.35	12,167.12	50,540.56	25,034.24	71,702.43	159,444.35	12,167.00	12,167.00	-	
Representation Expenses	783	269,834.05	252,050.69	323,503.28	532,388.24	1,377,774.26	257,834.05	264,050.69	270,517.36	511,619.58	1,304,221.68	73,552.58	73,552.58	-	
Transportation and Delivery Expenses	784	-	-	-	-	-	-	-	-	-	-	-	-	-	
Storage Expenses	785	-	-	-	-	-	-	-	-	-	-	-	-	-	
Subscription Expenses	786	3,146.00	6,879.55	4,792.00	4,792.00	19,609.55	3,146.00	6,862.53	4,809.02	4,792.00	19,609.55	-	-	-	
Survey Expenses	787	-	-	-	-	-	-	-	-	-	-	-	-	-	



## DETAILED STATEMENT OF CURRENT YEAR'S OBLIGATIONS, DISBURSEMENTS AND UNPAID OBLIGATIONS

As of December 31, 2013

Department: OTHER EXECUTIVE OFFICES  
 Agency/Operating Units : PRESIDENTIAL LEGISLATIVE LIAISON OFFICE  
 Region/Province/City: Manila  
 Fund: 101

Program/Activity/Project (P/A/P) and Account Title	Account Code	Current Year Obligations					Disbursements					Balance (Unpaid Obligations) 13 = (7-12) = (14+15)	Breakdown of Unpaid Obligations	
		1st Quarter ending March 31	2nd Quarter ending June 30	3rd Quarter ending Sept. 30	4th Quarter ending Dec. 31	Total	1st Quarter ending March 31	2nd Quarter ending June 30	3rd Quarter ending Sept. 30	4th Quarter ending Dec. 31	Total		Accounts Payable	Obligations Not Yet Due and Demandable
1	2	3	4	5	6	7	8	9	10	11	12	13	14	15
Rewards and Other Claims	788	-	-	-	-	-	-	-	-	-	-	-	-	-
Professional Services														
Legal Services	791	-	300.00	150.00	-	450.00	-	300.00	-	150.00	450.00	-	-	-
Auditing Services	792	-	-	-	-	-	-	-	-	-	-	-	-	-
Consultancy Services	793	238,370.97	479,000.00	324,250.00	359,250.00	1,400,870.97	238,370.97	343,682.50	339,817.50	479,000.00	1,400,870.97	-	-	-
Environment/Sanitary Services	794	-	-	-	-	-	-	-	-	-	-	-	-	-
General Services	795	537,708.52	1,025,817.77	849,844.15	597,569.72	3,010,940.16	510,170.36	789,604.67	910,009.11	670,715.44	2,880,499.58	130,440.58	130,440.58	-
Janitorial Services	796	-	-	-	-	-	-	-	-	-	-	-	-	-
Other Professional Services	799	6,511.76	50.00	-	2,900.00	9,461.76	6,511.76	50.00	-	2,900.00	9,461.76	-	-	-
Repairs & Maintenance (Specify subject)														
Repairs & Maintenance (RM) - Land Improvements														
RM - Land Improvements	802	-	-	-	-	-	-	-	-	-	-	-	-	-
RM - Runways/Taxiways	803	-	-	-	-	-	-	-	-	-	-	-	-	-
RM - Railways	804	-	-	-	-	-	-	-	-	-	-	-	-	-
RM - Electrification, Power and Energy Structures	805	-	-	-	-	-	-	-	-	-	-	-	-	-
RM - Buildings														
RM - Office Buildings	811	-	-	-	-	-	-	-	-	-	-	-	-	-
RM - School Buildings	812	-	-	-	-	-	-	-	-	-	-	-	-	-
RM - Hospitals and Health Centers	813	-	-	-	-	-	-	-	-	-	-	-	-	-
RM - Markets and Slaughtertouses	814	-	-	-	-	-	-	-	-	-	-	-	-	-
RM - Other Structures	815	-	-	-	-	-	-	-	-	-	-	-	-	-
RM - Leasehold Improvements														
RM - Leasehold Improvements, Land	818	-	-	-	-	-	-	-	-	-	-	-	-	-
RM - Leasehold Improvements, Buildings	819	-	-	-	-	-	-	-	-	-	-	-	-	-
RM - Other Leasehold Improvements	820	-	-	-	-	-	-	-	-	-	-	-	-	-
RM - Office Equipment, Furnitures and Fixtures														
RM - Office Equipment, Furnitures and Fixtures	821	-	-	-	-	-	-	-	-	-	-	-	-	-
RM - Furniture and Fixtures	822	-	-	-	100.00	100.00	-	-	-	-	-	100.00	100.00	-
RM - IT Equipment and Software	823	-	-	-	-	-	-	-	-	-	-	-	-	-
RM - Machinery and Equipment														
RM - Machinery and Equipment	826	-	-	-	-	-	-	-	-	-	-	-	-	-
RM - Agricultural, Fishery and Forestry Equipments	827	-	-	-	-	-	-	-	-	-	-	-	-	-
RM - Airport Equipment	828	-	-	-	-	-	-	-	-	-	-	-	-	-
RM - Communication Equipment	829	-	-	-	-	-	-	-	-	-	-	-	-	-
RM - Construction and Heavy Equipment	830	-	-	-	-	-	-	-	-	-	-	-	-	-
RM - Firefighting Equipment and Accessories	831	-	-	-	-	-	-	-	-	-	-	-	-	-
RM - Hospital Equipment	832	-	-	-	-	-	-	-	-	-	-	-	-	-
RM - Medical, Dental and Laboratory Equipment	833	-	-	-	-	-	-	-	-	-	-	-	-	-
RM - Military and Police Equipment	834	-	-	-	-	-	-	-	-	-	-	-	-	-
RM - Sports Equipment	835	-	-	-	-	-	-	-	-	-	-	-	-	-
RM - Technical and Scientific Equipment	836	-	-	-	-	-	-	-	-	-	-	-	-	-
RM - Other Machinery and Equipment	840	-	-	-	-	-	-	-	-	-	-	-	-	-

DETAILED STATEMENT OF CURRENT YEAR'S OBLIGATIONS, DISBURSEMENTS AND UNPAID OBLIGATIONS  
As of December 31, 2013

Department: OTHER EXECUTIVE OFFICES  
Agency/Operating Units : PRESIDENTIAL LEGISLATIVE LIAISON OFFICE  
Region/Province/City: Manila  
Fund: 101

Program/Activity/Project (P/A/P) and Account Title	Account Code	Current Year Obligations					Disbursements					Balance (Unpaid Obligations) 13 = (7-12) + (14+15)	Breakdown of Unpaid Obligations	
		1st Quarter ending March 31	2nd Quarter ending June 30	3rd Quarter ending Sept. 30	4th Quarter ending Dec. 31	Total	1st Quarter ending March 31	2nd Quarter ending June 30	3rd Quarter ending Sept. 30	4th Quarter ending Dec. 31	Total		Accounts Payable	Obligations Not Yet Due and Demandable
1	2	3	4	5	6	7	8	9	10	11	12	14	15	
RM - Transportation Equipment														
RM - Motor Vehicles	841	89,847.44	228,076.43	97,493.00	89,425.54	504,845.41	89,847.44	109,443.83	135,848.80	65,938.54	481,075.41	23,770.00	23,770.00	
RM - Trains	842	-	-	-	-	-	-	-	-	-	-	-	-	
RM - Aircrafts and Aircground Equipment	843	-	-	-	-	-	-	-	-	-	-	-	-	
RM - Watercrafts	844	-	-	-	-	-	-	-	-	-	-	-	-	
RM - Other Transportation Equipment	848	-	-	-	-	-	-	-	-	-	-	-	-	
RM - Other Property, Plant and Equipment	850	-	-	-	-	-	-	-	-	-	-	-	-	
RM - Public Infrastructures														
RM - Roads, Highways and Bridges	851	-	-	-	-	-	-	-	-	-	-	-	-	
RM - Parks, Places and Monuments	852	-	-	-	-	-	-	-	-	-	-	-	-	
RM - Pts, Lighthouses and Harbors	853	-	-	-	-	-	-	-	-	-	-	-	-	
RM - Adsean Walls, Reservoirs, Pumping Station and Conduits	854	-	-	-	-	-	-	-	-	-	-	-	-	
RM - Irrigatos, Canals and Lateralis	855	-	-	-	-	-	-	-	-	-	-	-	-	
RM - Flood Controls	856	-	-	-	-	-	-	-	-	-	-	-	-	
RM - Waterways, Aqueducts, Seawalls, River Walls and Others	857	-	-	-	-	-	-	-	-	-	-	-	-	
RM - Other Public Infrastructures	860	-	-	-	-	-	-	-	-	-	-	-	-	
RM - Reforestation Projects														
RM - Reforestation - Upland	861	-	-	-	-	-	-	-	-	-	-	-	-	
RM - Reforestation - Marshland/Swampland	862	-	-	-	-	-	-	-	-	-	-	-	-	
Subsidies and Donations														
Subsidy to National Government Agencies	871	-	-	-	-	-	-	-	-	-	-	-	-	
Subsidy to Regional Offices/Staff Bureaus	872	-	-	-	-	-	-	-	-	-	-	-	-	
Subsidy to Operating Units	873	-	-	-	-	-	-	-	-	-	-	-	-	
Subsidy to Local Government Units	874	-	-	-	-	-	-	-	-	-	-	-	-	
Subsidy to GOCCs	875	-	-	-	-	-	-	-	-	-	-	-	-	
Subsidy to NGOs/POs	876	-	-	-	-	-	-	-	-	-	-	-	-	
Subsidy to Other Funds	877	-	-	-	-	-	-	-	-	-	-	-	-	
Donations	878	-	-	-	50,600.00	50,600.00	-	-	-	50,600.00	50,600.00	-	-	
Confidential, Intelligence, Extraordinary and Miscellaneous Expenses														
Confidential Expenses	881	-	-	-	-	-	-	-	-	-	-	-	-	
Intelligence Expenses	882	-	-	-	-	-	-	-	-	-	-	-	-	
Extraordinary Expenses	883	87,000.00	174,000.00	130,500.00	130,500.00	522,000.00	87,000.00	160,500.00	130,500.00	144,000.00	522,000.00	-	-	
Miscellaneous Expenses	884	72,000.00	144,000.00	108,000.00	108,000.00	432,000.00	72,000.00	126,000.00	108,000.00	126,000.00	432,000.00	-	-	
Taxes, Insurance Premiums and Other Fees														
Taxes, Duties and Licenses	891	11,838.18	9,437.18	2,529.06	6,027.12	30,231.54	11,838.18	9,437.18	500.00	8,456.18	30,231.54	-	-	
Fidelity Bond Premiums	892	11,775.00	3,826.25	29,421.69	3,168.75	47,991.69	11,775.00	3,826.25	20,421.69	3,168.75	47,991.69	-	-	
Insurance Expenses	893	90,851.70	4,566.31	8,798.22	24,447.10	128,663.33	90,851.70	4,566.31	8,798.22	24,447.10	128,663.33	-	-	
Other Maintenance and Operating Expenses	898	146,800.00	-	75,000.00	15,000.00	236,800.00	146,800.00	-	75,000.00	15,000.00	236,800.00	-	-	



**DETAILED STATEMENT OF CURRENT YEAR'S OBLIGATIONS, DISBURSEMENTS AND UNPAID OBLIGATIONS**  
As of December 31, 2013

Department: OTHER EXECUTIVE OFFICES  
 Agency/Operating Units : PRESIDENTIAL LEGISLATIVE LIAISON OFFICE  
 Region/Province/City: Manila  
 Fund: 101

Program/Activity/Project (P/A/P) and Account Title	Account Code	Current Year Obligations					Disbursements					Balance (Unpaid Obligations) 13 = (7-12) = (14+15)	Breakdown of Unpaid Obligations	
		1st Quarter ending March 31	2nd Quarter ending June 30	3rd Quarter ending Sept. 30	4th Quarter ending Dec. 31	Total	1st Quarter ending March 31	2nd Quarter ending June 30	3rd Quarter ending Sept. 30	4th Quarter ending Dec. 31	Total		Accounts Payable	Obligations Not Yet Due and Demandable
1	2	3	4	5	6	7	8	9	10	11	12	13	14	15
<b>Financial Expenses</b>														
Bank Charges	971	-	-	-	-	-	-	-	-	-	-	-	-	-
Commitments Fees	972	-	-	-	-	-	-	-	-	-	-	-	-	-
Debt Service Subsidy to GOCCs	973	-	-	-	-	-	-	-	-	-	-	-	-	-
Documentary Stamp Expenses	974	-	-	-	-	-	-	-	-	-	-	-	-	-
Interest Expenses	975	-	-	-	-	-	-	-	-	-	-	-	-	-
Other Financial Charges	979	-	-	-	-	-	-	-	-	-	-	-	-	-
<b>Capital Outlays</b>														
<b>Land and Land Improvements</b>														
Land	201	-	-	-	-	-	-	-	-	-	-	-	-	-
Land Improvements, etc.	202	-	-	-	-	-	-	-	-	-	-	-	-	-
Runways/Taxiways	203	-	-	-	-	-	-	-	-	-	-	-	-	-
Railways	204	-	-	-	-	-	-	-	-	-	-	-	-	-
Electrification, Power and Energy Structures	205	-	-	-	-	-	-	-	-	-	-	-	-	-
<b>Buildings</b>														
Office Buildings	211	-	-	-	-	-	-	-	-	-	-	-	-	-
School Buildings, etc.	212	-	-	-	-	-	-	-	-	-	-	-	-	-
Hospitals and Health Centers	213	-	-	-	-	-	-	-	-	-	-	-	-	-
Markets and Slaughterhouses	214	-	-	-	-	-	-	-	-	-	-	-	-	-
Other Structures	215	-	-	-	-	-	-	-	-	-	-	-	-	-
<b>Leasehold Improvements</b>														
Leasehold Improvements, Land	218	-	-	-	-	-	-	-	-	-	-	-	-	-
Leasehold Improvements, Buildings	219	-	-	-	-	-	-	-	-	-	-	-	-	-
Other Leasehold Improvements	220	-	-	-	-	-	-	-	-	-	-	-	-	-
<b>Office Equipment, Furniture and Fixtures</b>														
Office Equipment	221	-	8,590.00	114,000.00	23,139.00	143,729.00	-	8,590.00	114,000.00	12,569.00	133,189.00	10,540.00	10,540.00	-
Furniture and Fixtures	222	28,484.00	38,000.00	-	8,600.00	75,094.00	-	65,150.25	1,343.75	-	66,494.00	8,600.00	8,600.00	-
IT Equipment and Software, etc.	223	-	88,179.65	150,895.00	173,065.00	392,129.65	-	-	219,064.95	-	219,064.95	173,065.00	173,065.00	-
Library Books	224	-	-	-	-	-	-	-	-	-	-	-	-	-
<b>Machinery and Equipment</b>														
Machinery	226	-	-	-	-	-	-	-	-	-	-	-	-	-
Agriculture, Fishery and Forestry Equipment	227	-	-	-	-	-	-	-	-	-	-	-	-	-
Airport Equipment	228	-	-	-	-	-	-	-	-	-	-	-	-	-
Communication Equipment	229	-	-	-	-	-	-	-	-	-	-	-	-	-
Construction and Heavy Equipment	230	-	-	-	-	-	-	-	-	-	-	-	-	-
Firefighting Equipment and Accessories	231	-	-	-	-	-	-	-	-	-	-	-	-	-
Hospital Equipment	232	-	-	-	-	-	-	-	-	-	-	-	-	-
Medical, Dental and Laboratory Equipment	233	-	-	-	-	-	-	-	-	-	-	-	-	-
Military and Police Equipment	234	-	-	-	-	-	-	-	-	-	-	-	-	-
Sports Equipment	235	-	-	-	-	-	-	-	-	-	-	-	-	-
Technical and Scientific Equipment	236	-	-	-	-	-	-	-	-	-	-	-	-	-

**DETAILED STATEMENT OF CURRENT YEAR'S OBLIGATIONS, DISBURSEMENTS AND UNPAID OBLIGATIONS**  
As of December 31, 2013

Department: OTHER EXECUTIVE OFFICES  
Agency/Operating Units : PRESIDENTIAL LEGISLATIVE LIAISON OFFICE  
Region/Province/City: Manila  
Fund: 101

Program/Activity/Project (P/A/P) and Account Title	Account Code	Current Year Obligations					Disbursements					Balance (Unpaid Obligations) 13 = (7-12) = (14+15)	Breakdown of Unpaid Obligations	
		1st Quarter ending March 31	2nd Quarter ending June 30	3rd Quarter ending Sept. 30	4th Quarter ending Dec. 31	Total	1st Quarter ending March 31	2nd Quarter ending June 30	3rd Quarter ending Sept. 30	4th Quarter ending Dec. 31	Total		Accounts Payable	Obligations Not Yet Due and Demandable
1	2	3	4	5	6	7	8	9	10	11	12	14	15	
Other Machinery and Equipment, etc.	240	-	-	-	-	-	-	-	-	-	-	-	-	
Transportation Equipment														
Motor Vehicles	241	2,679,094.00	-	-	-	2,679,094.00	2,679,094.00	-	-	-	2,679,094.00	-	-	
Trains	242	-	-	-	-	-	-	-	-	-	-	-	-	
Aircrafts and Aircrafts Ground Equipment	243	-	-	-	-	-	-	-	-	-	-	-	-	
Watercrafts	244	-	-	-	-	-	-	-	-	-	-	-	-	
Other Transportation Equipment, etc.	248	-	-	-	-	-	-	-	-	-	-	-	-	
Other Property, Plant and Equipment	260	-	-	-	-	-	-	-	-	-	-	-	-	
Public Infrastructures														
Roads, Highways and Bridges	251	-	-	-	-	-	-	-	-	-	-	-	-	
Parks, Plazas and Monuments	252	-	-	-	-	-	-	-	-	-	-	-	-	
Piers, Lighthouses and Harbors	253	-	-	-	-	-	-	-	-	-	-	-	-	
Artesian Wells, Reservoirs, Pumping Stations and Conduyt	254	-	-	-	-	-	-	-	-	-	-	-	-	
Irrigation, Canals and Laterals	255	-	-	-	-	-	-	-	-	-	-	-	-	
Flood Controls	256	-	-	-	-	-	-	-	-	-	-	-	-	
Waterways, Aqueducts, Seawalls, River Walls and Others	257	-	-	-	-	-	-	-	-	-	-	-	-	
Other Public Infrastructures, etc.	260	-	-	-	-	-	-	-	-	-	-	-	-	
Reforestation Projects-Upland	261	-	-	-	-	-	-	-	-	-	-	-	-	
Reforestation Projects-Marshland/Swampland	262	-	-	-	-	-	-	-	-	-	-	-	-	
<b>B. SPECIAL PURPOSE FUNDS</b>														
Miscellaneous Personal Benefits Fund														
<b>Personnel Services</b>														
Salaries and Wages														
Salaries and Wages - Regular	701	-	-	-	2,051,540.72	2,051,540.72	-	-	-	2,051,540.72	2,051,540.72	-	-	
Salaries and Wages - Military/Uniformed	702	-	-	-	-	-	-	-	-	-	-	-	-	
Salaries and Wages - Contractual	706	-	-	-	-	-	-	-	-	-	-	-	-	
Other Compensation														
Personnel Economic Relief Allowance (PERA)	711	-	-	-	80,900.00	80,900.00	-	-	-	80,900.00	80,900.00	-	-	
Additional Compensation (ADCCOM)	712	-	-	-	-	-	-	-	-	-	-	-	-	
Representational Allowance (RA)	713	-	-	204,500.00	241,000.00	445,500.00	-	-	204,500.00	241,000.00	445,500.00	-	-	
Transportation Allowance (TA)	714	-	-	130,100.00	46,200.00	176,300.00	-	-	130,100.00	46,200.00	176,300.00	-	-	
Clothing/Uniform Allowance	715	-	-	-	15,000.00	15,000.00	-	-	-	15,000.00	15,000.00	-	-	
Subsistence, Laundry and Quarters Allowance	716	-	-	-	-	-	-	-	-	-	-	-	-	
Productivity Incentive Allowance	717	-	-	-	-	-	-	-	-	-	-	-	-	
Overseas Allowance	718	-	-	-	-	-	-	-	-	-	-	-	-	
Other bonuses and Allowances	719	-	-	-	-	-	-	-	-	-	-	-	-	
Honoraria	720	-	-	-	-	-	-	-	-	-	-	-	-	
Hazard Pay	721	-	-	-	-	-	-	-	-	-	-	-	-	
Longevity Pay	722	-	-	-	-	-	-	-	-	-	-	-	-	



DETAILED STATEMENT OF CURRENT YEAR'S OBLIGATIONS, DISBURSEMENTS AND UNPAID OBLIGATIONS  
As of December 31, 2013

Department: OTHER EXECUTIVE OFFICES  
Agency/Operating Units : PRESIDENTIAL LEGISLATIVE LIAISON OFFICE  
Region/Province/City: Manila  
Fund: 101

Program/Activity/Project (P/A/P) and Account Title	Account Code	Current Year Obligations					Disbursements					Balance (Unpaid Obligations) 13 = (7-12) = (14+15)	Breakdown of Unpaid Obligations	
		1st Quarter ending March 31	2nd Quarter ending June 30	3rd Quarter ending Sept. 30	4th Quarter ending Dec. 31	Total	1st Quarter ending March 31	2nd Quarter ending June 30	3rd Quarter ending Sept. 30	4th Quarter ending Dec. 31	Total		Accounts Payable	Obligations Not Yet Due and Demandable
1	2	3	4	5	6	7	8	9	10	11	12	14	15	
Overtime and Night Pay	723	-	-	-	-	-	-	-	-	-	-	-	-	
Cash Gift	724	-	-	-	17,000.00	17,000.00	-	-	-	17,000.00	17,000.00	-	-	
Year end Bonus	725	-	-	-	176,236.00	176,236.00	-	-	-	176,236.00	176,236.00	-	-	
Personal Benefit Contributions														
Life and Retirement Insurance Contributions	731	-	-	-	-	-	-	-	-	-	-	-	-	
Pag-ibig Contributions	732	-	-	-	1,300.00	1,300.00	-	-	-	1,300.00	1,300.00	-	-	
Philhealth Contributions	733	-	-	-	42,312.50	42,312.50	-	-	-	42,312.50	42,312.50	-	-	
ECC Contributions	734	-	-	-	1,145.27	1,145.27	-	-	-	1,145.27	1,145.27	-	-	
Other Personnel Benefits														
Pension Benefits - Civilian	738	-	-	-	-	-	-	-	-	-	-	-	-	
Pension Benefits - Military/Uniformed	739	-	-	-	-	-	-	-	-	-	-	-	-	
Retirement Benefits - Civilian	740	-	-	-	-	-	-	-	-	-	-	-	-	
Retirement Benefits - Military/Uniformed	741	-	-	-	-	-	-	-	-	-	-	-	-	
Terminal Leave Benefits	742	-	-	-	-	-	-	-	-	-	-	-	-	
Health Workers Benefits	743	-	-	-	-	-	-	-	-	-	-	-	-	
Other Personnel Benefits	749	-	265,500.00	-	152,000.00	417,500.00	-	265,500.00	-	152,000.00	417,500.00	-	-	
Pension and Gratuity Fund														
Specify allotment class/object of expenditures														
Contingent Fund														
Specify allotment class/object of expenditures														
Calamity Fund														
Specify allotment class/object of expenditures														
Priority Development Assistance Fund														
Specify allotment class/object of expenditures														
Others (Please specify)														
(SPP sequence in accordance with GAA)														
<b>C. AUTOMATIC APPROPRIATIONS</b>														
Retirement and Life Insurance Premium														
Specify object of expenditures														
Customs Duties and Taxes														
Specify object of expenditures														
Others (P/s. specify)														
<b>TOTAL CURRENT YEAR BUDGET/APPROPRIATION</b>		<b>9,855,472.15</b>	<b>5,455,528.44</b>	<b>8,568,968.03</b>	<b>10,307,739.14</b>	<b>34,187,787.76</b>	<b>9,549,148.11</b>	<b>9,850,018.05</b>	<b>9,938,244.09</b>	<b>10,239,013.32</b>	<b>37,576,423.56</b>	<b>611,284.20</b>	<b>611,284.20</b>	
<b>II. PRIOR YEARS' BUDGET/CONTINUING APPROPRIATION</b>														
<b>D. Unreleased Appropriations</b>														
Personnel Services														
Salaries and Wages														
Salaries and Wages - Regular	701	-	-	-	-	-	-	-	-	-	-	-	-	
Salaries and Wages - Military/Uniformed	702	-	-	-	-	-	-	-	-	-	-	-	-	

DETAILED STATEMENT OF CURRENT YEAR'S OBLIGATIONS, DISBURSEMENTS AND UNPAID OBLIGATIONS  
As of December 31, 2013

Department: OTHER EXECUTIVE OFFICES  
Agency/Operating Units : PRESIDENTIAL LEGISLATIVE LIAISON OFFICE  
Region/Province/City: Manila  
Fund: 101

Program/Activity/Project (P/A/P) and Account Title	Account Code	Current Year Obligations					Disbursements					Balance (Unpaid Obligations) = (7-12) = (14+15)	Breakdown of Unpaid Obligations	
		1st Quarter ending March 31	2nd Quarter ending June 30	3rd Quarter ending Sept. 30	4th Quarter ending Dec. 31	Total	1st Quarter ending March 31	2nd Quarter ending June 30	3rd Quarter ending Sept. 30	4th Quarter ending Dec. 31	Total		Accounts Payable	Obligations Not Yet Due and Demandable
1	2	3	4	5	6	7	8	9	10	11	12	13	14	15
Salaries and Wages - Part-time	703	-	-	-	-	-	-	-	-	-	-	-	-	-
Salaries and Wages - Substitute	704	-	-	-	-	-	-	-	-	-	-	-	-	-
Salaries and Wages - Casual	705	-	-	-	-	-	-	-	-	-	-	-	-	-
Salaries and Wages - Contractual	706	-	-	-	-	-	-	-	-	-	-	-	-	-
<b>Maintenance &amp; Other Operating Expenses</b>														
Traveling Expenses														
Travel Expenses-Local	751	-	-	-	-	-	-	-	-	-	-	-	-	-
Travel Expenses-Foreign	752	-	-	-	-	-	-	-	-	-	-	-	-	-
Training and Scholarship Expenses														
Training Expenses	753	-	-	-	-	-	-	-	-	-	-	-	-	-
Others (pls. specify)														
<b>Financial Expenses</b>														
Bank Charges	871	-	-	-	-	-	-	-	-	-	-	-	-	-
Commitments Fees	972	-	-	-	-	-	-	-	-	-	-	-	-	-
Debt Service Subsidy to GOCCs	973	-	-	-	-	-	-	-	-	-	-	-	-	-
Documentary Stamp Expenses	974	-	-	-	-	-	-	-	-	-	-	-	-	-
Interest Expenses	975	-	-	-	-	-	-	-	-	-	-	-	-	-
<b>Capital Outlays</b>														
Office Buildings	211	-	-	-	-	-	-	-	-	-	-	-	-	-
School Buildings	212	-	-	-	-	-	-	-	-	-	-	-	-	-
Hospitals and Health Centers	213	-	-	-	-	-	-	-	-	-	-	-	-	-
Office Equipment	221	-	-	-	-	-	-	-	-	-	-	-	-	-
Furniture and Fixtures	222	-	-	-	-	-	-	-	-	-	-	-	-	-
IT Equipment and Software	223	-	-	-	-	-	-	-	-	-	-	-	-	-
Others (pls. specify)														
<b>Special Purpose Fund</b>														
Miscellaneous Personnel Benefits Fund														
Specify allotment class/object of expenditures														
Calamity Fund														
Specify allotment class/object of expenditures														
Priority Development Assistance Fund														
Specify allotment class/object of expenditures														
Others (pls. specify)														
<b>E. Unobligated Allotment</b>														
<b>Personnel Services</b>														
Salaries and Wages														
Salaries and Wages - Regular	701	-	-	-	-	-	-	-	-	-	-	-	-	-
Salaries and Wages - Contractual	706	-	-	-	-	-	-	-	-	-	-	-	-	-
Others (pls. specify)														
<b>Maintenance &amp; Other Operating Expenses</b>														
Traveling Expenses														
Travel Expenses-Local	751	-	-	-	-	-	-	-	-	-	-	-	-	-

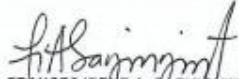


DETAILED STATEMENT OF CURRENT YEAR'S OBLIGATIONS, DISBURSEMENTS AND UNPAID OBLIGATIONS  
As of December 31, 2013


Department: OTHER EXECUTIVE OFFICES  
Agency/Operating Units : PRESIDENTIAL LEGISLATIVE LIAISON OFFICE  
Region/Province/City: Manila  
Fund: 101

Program/Activity/Project (P/A/P) and Account Title	Account Code	Current Year Obligations					Disbursements					Balance (Unpaid Obligations) = (7-12) = (14+15)	Breakdown of Unpaid Obligations	
		1st Quarter ending March 31	2nd Quarter ending June 30	3rd Quarter ending Sept. 30	4th Quarter ending Dec. 31	Total	1st Quarter ending March 31	2nd Quarter ending June 30	3rd Quarter ending Sept. 30	4th Quarter ending Dec. 31	Total		Accounts Payable	Obligations Not Yet Due and Demandable
1	2	3	4	5	6	7	8	9	10	11	12	13	14	15
Travel Expenses-Foreign	752	-	-	-	-	-	-	-	-	-	-	-	-	-
Training and Scholarship Expenses														
Training Expenses	753	-	-	-	-	-	-	-	-	-	-	-	-	-
Supplies and Materials Expenses														
Office Supplies Expenses	755	-	2,400.00	-	-	2,400.00	-	2,386.61	13.39	-	2,400.00	-	-	-
Gasoline, Oil and Lubricants Expenses	761	-	6,623.19	-	-	6,623.19	-	6,623.19	-	-	6,623.19	-	-	-
Communication Expenses														
Telephone Expenses-Landline	772	-	30,859.02	-	-	30,859.02	-	17,020.32	13,838.70	-	30,859.02	-	-	-
Telephone Expenses-Mobile	773	29,175.29	38,348.10	-	-	67,523.39	29,175.29	37,922.09	427.01	-	67,524.39	-	-	-
Representation Expenses	783	64,239.48	46,262.16	1,554.10	-	111,045.73	47,215.48	46,195.87	17,634.38	-	111,045.73	-	-	-
Professional Services														
Consultancy Services	793	52,000.00	-	-	-	52,000.00	52,000.00	-	-	-	52,000.00	-	-	-
General Services	795	125,946.46	-	-	-	125,946.46	125,946.46	-	-	-	125,946.46	-	-	-
Others (pls. specify)														
Financial Expenses														
Bank Charges	871	-	-	-	-	-	-	-	-	-	-	-	-	-
Interest Expenses	975	-	-	-	-	-	-	-	-	-	-	-	-	-
Capital Outlays														
IT Equipment and Software	223	69,135.60	298,496.05	-	-	367,630.65	69,135.60	166,092.15	132,402.90	-	367,630.65	-	-	-
Others (pls. specify)														
Total PRIOR YEAR'S BUDGET/CONTINUING APPROPRIATION		340,496.83	421,978.51	1,554.10	-	764,029.44	323,472.83	276,240.23	164,316.38	-	764,029.44	-	-	-
<b>GRAND TOTAL</b>		<b>10,195,968.98</b>	<b>9,877,506.95</b>	<b>8,570,522.13</b>	<b>10,307,739.14</b>	<b>38,951,737.20</b>	<b>9,872,620.94</b>	<b>9,126,258.29</b>	<b>9,102,560.46</b>	<b>10,239,013.32</b>	<b>38,340,453.00</b>	<b>611,284.20</b>	<b>611,284.20</b>	<b>-</b>


Certified Correct:

  
**FRANCES IRENE A. SAGUIQUIT**  
Administrative Officer V (Budget Officer)  
Date: January 27, 2014

Certified Correct:

  
**PATRICIA A. DEKIT**  
DLLS/Acting Chief Accountant  
Date: January 27, 2014

Approved By:

  
**SEC. MANUEL N. MAMBA, M.D.**  
Presidential Adviser on Legislative Affairs  
and Head, PLLO  
Date: January 27, 2014