

STATEMENT OF APPROPRIATIONS, ALLOTMENTS, OBLIGATIONS, DISBURSEMENTS AND BALANCES
For the Year Ending December 31, 2015

Department : OTHER EXECUTIVE OFFICES
Agency : PRESIDENTIAL LEGISLATIVE LIAISON OFFICE
Operating Unit :
Organization Code : 26 036 000000
Funding Source Code : 101

| | |
|---|-----------------------------|
| X | Current Year Appropriations |
| | Supplemental Appropriations |
| | Continuing Appropriations |

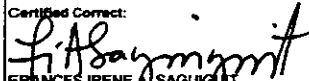
| Particulars | UACS CODE | Appropriations | | | Allotments | | | Current Year Obligations | | | | | Current Year Disbursements | | | | | Balances | | | | | |
|---|-------------|--------------------------|---|-------------------------|---------------------|---------------------------------------|-------------|--------------------------|---------------------------|-----------------------------|----------------------------|-----------------------------|----------------------------|------------------|-----------------------------|----------------------------|-----------------------------|----------------------------|------------------|---------------------------|-----------------------|--------------------------------------|----|
| | | Authorized Appropriation | Adjustments (Transfer To/From, Realignment) | Adjusted Appropriations | Allotments Received | Adjustments (Withdrawal, Realignment) | Transfer To | Transfer From | Adjusted Total Allotments | 1st Quarter ending March 31 | 2nd Quarter ending June 30 | 3rd Quarter ending Sept. 30 | 4th Quarter ending Dec. 31 | Total | 1st Quarter ending March 31 | 2nd Quarter ending June 30 | 3rd Quarter ending Sept. 30 | 4th Quarter ending Dec. 31 | Total | Unreleased Appropriations | Unobligated Allotment | Unpaid Obligations (16-20) = (21+24) | |
| 1 | 2 | 3 | 4 | 5=(3+4) | 6 | 7 | 8 | 9 | 10=(8+(-17)+9) | 11 | 12 | 13 | 14 | 15=(11+12+13+14) | 16 | 17 | 18 | 19 | 20=(16+17+18+19) | 21=(5-10) | 22=(19-18) | 23 | 24 |
| L. Agency Specific Budget | 01 1 01 101 | | | | | | | | | | | | | | | | | | | | | | |
| General Administration and Support | 1 00 000000 | 8,778,000.00 | - | 8,778,000.00 | 8,778,000.00 | - | - | - | 8,778,000.00 | 1,811,879.21 | 2,870,278.71 | 2,032,378.34 | 2,363,418.82 | 6,417,848.78 | 1,482,718.28 | 2,731,328.13 | 1,847,844.04 | 2,294,203.33 | 8,338,092.78 | - | 360,388.22 | 79,887.03 | - |
| General Administration and Supervision | 1 00 010000 | | | | | | | | | | | | | | | | | | | | | | |
| PS | | 3,742,000.00 | 275,000.00 | 4,017,000.00 | 3,742,000.00 | 275,000.00 | - | - | 4,017,000.00 | 883,885.91 | 1,134,147.50 | 904,542.90 | 1,078,328.38 | 4,010,714.29 | 858,052.07 | 1,106,447.50 | 904,542.50 | 1,140,672.22 | 4,010,714.29 | - | 6,286.71 | - | - |
| MOOE | | 5,036,000.00 | (275,000.00) | 4,761,000.00 | 5,036,000.00 | (275,000.00) | - | - | 4,761,000.00 | 617,883.30 | 1,436,131.21 | 1,127,832.04 | 1,225,088.14 | 4,406,935.49 | 593,654.18 | 1,624,881.63 | 963,301.54 | 1,145,531.11 | 4,321,378.46 | - | 354,084.51 | 79,587.03 | - |
| CO | | - | - | - | - | - | - | - | - | - | - | - | - | - | - | - | - | - | - | - | - | - | - |
| Operations | 3 00 000000 | 27,855,890.00 | - | 27,855,890.00 | 27,855,890.00 | - | - | - | 27,855,890.00 | 6,812,633.28 | 6,878,248.86 | 7,057,889.86 | 6,811,802.88 | 26,368,364.24 | 6,884,783.47 | 8,382,435.45 | 7,371,388.82 | 6,945,187.39 | 26,173,785.93 | - | 1,286,648.78 | 184,888.31 | - |
| MFO - Legislative Liaison Services | 3 01 000000 | | | | | | | | | | | | | | | | | | | | | | |
| Promo/Rec and shepherding of Presidential Legislative Initiatives and other Administration-sponsored Priority Policy Reviews and Development Programs | 3 01 010000 | | | | | | | | | | | | | | | | | | | | | | |
| PS | | 18,979,000.00 | 550,000.00 | 19,529,000.00 | 18,979,000.00 | 550,000.00 | - | - | 19,529,000.00 | 4,086,857.83 | 4,827,230.07 | 4,524,816.26 | 5,000,264.25 | 19,018,968.43 | 3,813,189.44 | 4,768,630.07 | 4,689,218.51 | 5,517,920.41 | 18,998,968.43 | - | 510,031.57 | 20,000.00 | - |
| MOOE | | 6,526,000.00 | (550,000.00) | 7,976,000.00 | 6,526,000.00 | (550,000.00) | - | - | 7,976,000.00 | 1,700,548.45 | 1,845,117.98 | 2,437,303.88 | 1,208,859.70 | 7,189,826.81 | 1,636,989.61 | 1,589,180.80 | 2,376,581.11 | 1,422,495.98 | 7,025,236.50 | - | 786,173.19 | 164,588.31 | - |
| CO | | 150,000.00 | - | 150,000.00 | 150,000.00 | - | - | - | 150,000.00 | 45,329.00 | 3,900.00 | 95,550.00 | 4,780.00 | 149,559.00 | 44,584.42 | 4,644.58 | 95,550.00 | 4,780.00 | 149,559.00 | - | 441.00 | - | - |
| Sub-total, Agency Specific Budget | | 36,433,890.00 | - | 36,433,890.00 | 36,433,890.00 | - | - | - | 36,433,890.00 | 7,324,112.49 | 9,288,528.78 | 9,890,045.38 | 9,115,319.47 | 34,778,804.87 | 6,947,498.73 | 9,083,784.58 | 9,239,183.86 | 9,231,400.72 | 34,511,882.88 | - | 1,656,988.98 | 264,145.34 | - |
| PS | | 22,721,000.00 | 825,000.00 | 23,546,000.00 | 22,721,000.00 | 825,000.00 | - | - | 23,546,000.00 | 4,860,353.74 | 5,961,377.57 | 5,429,358.78 | 6,678,582.63 | 23,028,682.72 | 4,672,251.51 | 5,875,077.57 | 5,803,761.01 | 6,854,582.83 | 23,039,682.72 | - | 516,317.26 | 20,000.00 | - |
| MOOE | | 13,562,000.00 | (825,000.00) | 12,737,000.00 | 13,562,000.00 | (825,000.00) | - | - | 12,737,000.00 | 2,318,428.75 | 3,281,248.19 | 3,565,136.52 | 2,431,946.84 | 11,596,782.30 | 2,230,653.79 | 3,214,042.43 | 3,339,882.85 | 2,568,028.09 | 11,362,618.96 | - | 1,140,237.70 | 244,145.34 | - |
| CO | | 150,000.00 | - | 150,000.00 | 150,000.00 | - | - | - | 150,000.00 | 45,329.00 | 3,900.00 | 95,550.00 | 4,780.00 | 149,559.00 | 44,584.42 | 4,644.58 | 95,550.00 | 4,780.00 | 149,559.00 | - | 441.00 | - | - |
| II. Automatic Appropriations | | | | | | | | | | | | | | | | | | | | | | | |
| RLIP | 01 1 04 102 | 2,054,000.00 | - | 2,054,000.00 | 2,054,000.00 | - | - | - | 2,054,000.00 | 470,489.86 | 471,655.44 | 519,529.86 | 480,228.92 | 1,941,913.38 | 470,489.86 | 471,655.44 | 519,529.86 | 480,228.92 | 1,941,913.38 | - | 112,086.62 | - | - |
| Sub-total, Automatic Appropriations | | 2,054,000.00 | - | 2,054,000.00 | 2,054,000.00 | - | - | - | 2,054,000.00 | 470,489.86 | 471,655.44 | 519,529.86 | 480,228.92 | 1,941,913.38 | 470,489.86 | 471,655.44 | 519,529.86 | 480,228.92 | 1,941,913.38 | - | 112,086.62 | - | - |
| III. Special Purpose Fund | | | | | | | | | | | | | | | | | | | | | | | |
| Continuant Fund | 01 1 01 402 | 5,000,000.00 | - | 5,000,000.00 | 5,000,000.00 | - | - | - | 5,000,000.00 | - | - | - | 4,316,351.26 | 4,316,351.26 | - | - | - | - | 4,025,301.26 | - | 683,648.74 | 291,050.00 | - |
| Person and Gratuity Fund | 01 1 01 407 | 764,986.00 | - | 764,986.00 | 764,986.00 | - | - | - | 764,986.00 | 618,510.86 | 29,488.89 | 117,007.01 | - | 764,986.56 | 618,510.86 | 29,488.89 | 117,007.01 | - | 764,984.56 | - | 1.44 | - | - |
| Sub-total, Special Purpose Fund | | 5,764,986.00 | - | 5,764,986.00 | 5,764,986.00 | - | - | - | 5,764,986.00 | 618,510.86 | 29,488.89 | 117,007.01 | 4,316,351.26 | 5,081,338.82 | 618,510.86 | 29,488.89 | 117,007.01 | - | 4,025,301.26 | - | 683,650.18 | 291,050.00 | - |
| GRAND TOTAL | | 44,251,886.00 | - | 44,251,886.00 | 44,251,886.00 | - | - | - | 44,251,886.00 | 8,413,123.11 | 9,747,849.89 | 9,728,881.37 | 13,011,888.85 | 41,789,253.22 | 8,036,519.34 | 9,384,880.91 | 9,875,728.73 | 13,736,830.90 | 41,244,057.88 | - | 2,482,732.78 | 555,195.34 | - |
| PS | | 36,839,886.00 | 825,000.00 | 31,264,886.00 | 30,838,886.00 | 825,000.00 | - | - | 31,264,886.00 | 6,048,384.34 | 6,882,488.90 | 6,064,884.85 | 11,475,172.81 | 30,882,831.82 | 6,781,282.13 | 6,378,188.86 | 6,440,287.88 | 11,184,122.81 | 29,741,881.82 | - | 1,212,884.88 | 28,000.00 | - |
| MOOE | | 13,842,000.00 | (825,000.00) | 12,737,000.00 | 13,842,000.00 | (825,000.00) | - | - | 12,737,000.00 | 2,318,428.75 | 3,281,248.19 | 3,568,136.52 | 2,431,946.84 | 11,896,782.30 | 2,230,653.79 | 3,214,042.43 | 3,339,882.85 | 2,868,028.09 | 11,362,618.96 | - | 1,140,237.70 | 244,145.34 | - |
| CO | | 180,000.00 | - | 180,000.00 | 180,000.00 | - | - | - | 180,000.00 | 45,329.00 | 3,900.00 | 95,550.00 | 4,780.00 | 149,559.00 | 44,584.42 | 4,644.58 | 95,550.00 | 4,780.00 | 149,559.00 | - | 441.00 | - | - |

STATEMENT OF APPROPRIATIONS, ALLOTMENTS, OBLIGATIONS, DISBURSEMENTS AND BALANCES
For the Year Ending December 31, 2015

Department : OTHER EXECUTIVE OFFICES
Agency : **PRESIDENTIAL LEGISLATIVE LIAISON OFFICE**
Operating Unit :
Organization Code : 26 035 000000
Funding Source Code : 101

| | |
|---|-----------------------------|
| X | Current Year Appropriations |
| | Supplemental Appropriations |
| | Continuing Appropriations |

| Particulars | UACS CODE | Appropriations | | | Allotments | | | | Current Year Obligations | | | | | Current Year Disbursements | | | | | Balances | | | | | |
|---|-----------|--------------------------|--|-------------------------|---------------------|--|-------------|---------------|---------------------------|-----------------------------|----------------------------|-----------------------------|----------------------------|----------------------------|-----------------------------|----------------------------|-----------------------------|----------------------------|-------------------|---------------------------|----------------------|--------------------------------------|----------------------------|--|
| | | Authorized Appropriation | Adjustments (Transfer To/From, Reassignment) | Adjusted Appropriations | Allotments Received | Adjustments (Withdrawal, Reassignment) | Transfer To | Transfer From | Adjusted Total Allotments | 1st Quarter ending March 31 | 2nd Quarter ending June 30 | 3rd Quarter ending Sept. 30 | 4th Quarter ending Dec. 31 | Total | 1st Quarter ending March 31 | 2nd Quarter ending June 30 | 3rd Quarter ending Sept. 30 | 4th Quarter ending Dec. 31 | Total | Unreleased Appropriations | Unallotted Allotment | Unpaid Obligations (18-20) + (23+24) | | |
| | | | | | | | | | | | | | | | | | | | | | | Due and Demandable | Not Yet Due and Demandable | |
| 1 | 2 | 3 | 4 | 5=(3+4) | 6 | 7 | 8 | 9 | 10=[(8+)-(7)-4+6] | 11 | 12 | 13 | 14 | 15a (11+12+13+14) | 16 | 17 | 18 | 19 | 20a (16+17+18+19) | 21= (5-10) | 22= (10-15) | 23 | 24 | |
| Recapitulation by MFO: MFO 1 | | 27,855,000.00 | | 27,855,000.00 | 27,855,000.00 | | | | | 27,855,000.00 | 5,812,533.26 | 6,676,348.05 | 7,057,869.94 | 6,511,802.96 | 26,358,354.24 | 5,494,783.47 | 6,362,436.45 | 7,371,349.52 | 6,880,197.38 | 26,088,766.93 | | 1,796,645.76 | 289,548.31 | |
| OF WHICH: KRA No. 1 - Anti-Corruption, Transparent, Accountable and Participatory Governance | | | | | | | | | | | | | | | | | | | | | | | | |


Certified Correct:

FRANCES IRENE SAGUIT
Administrative Officer V (Budget Officer)
Date: 19-January-2016

Certified Correct:

PATRICIA A. DEKIT
DLLS Acting Chief Accountant
Date: 19-January-2016

Recommending Approval:

JOSELYN M. LINGA
Chief Administrative Officer
Date: 19-January-2016


Approved By:

USEC. ANTONIO A. GALLARDO
Presidential Legislative Assistant
Date: 19-January-2016

STATEMENT OF APPROPRIATIONS, ALLOTMENTS, OBLIGATIONS, DISBURSEMENTS AND BALANCES
For the Year Ending December 31, 2016

Department : OTHER EXECUTIVE OFFICES
 Agency : PRESIDENTIAL LEGISLATIVE LIAISON OFFICE
 Operating Unit :
 Organization Code : 26 036 000000
 Funding Source Code : 101


| | |
|---|-----------------------------|
| x | Current Year Appropriations |
| | Supplemental Appropriations |
| | Continuing Appropriations |


| Particulars | UACS CODE | Appropriations | | | Allotments | | | | Current Year Obligations | | | | | Current Year Disbursements | | | | | Balances | | | | | |
|--|-----------|--------------------------|--|-------------------------|---------------------|--|-------------|---------------|---------------------------|-----------------------------|----------------------------|-----------------------------|----------------------------|----------------------------|-----------------------------|----------------------------|-----------------------------|----------------------------|------------------|---------------------------|-----------------------|--------------------------------------|----------------------------|--|
| | | Authorized Appropriation | Adjustments (Transfer (To)/From, Reassignment) | Adjusted Appropriations | Allotments Received | Adjustments (Withdrawal, Reassignment) | Transfer To | Transfer From | Adjusted Total Allotments | 1st Quarter ending March 31 | 2nd Quarter ending June 30 | 3rd Quarter ending Sept. 30 | 4th Quarter ending Dec. 31 | Total | 1st Quarter ending March 31 | 2nd Quarter ending June 30 | 3rd Quarter ending Sept. 30 | 4th Quarter ending Dec. 31 | Total | Unreleased Appropriations | Unobligated Allotment | Unpaid Obligations (15-20) + (23+24) | | |
| | | | | | | | | | | | | | | | | | | | | | | Due and Demandable | Not Yet Due and Demandable | |
| 1 | 2 | 3 | 4 | 5=(3+4) | 6 | 7 | 8 | 9 | 10=(8+(-)7)+9 | 11 | 12 | 13 | 14 | 15=(11+12+13+14) | 16 | 17 | 18 | 19 | 20=(16+17+18+19) | 21=(8-10) | 22=(10-18) | 23 | 24 | |
| Recapitulation by MFO: MFO 1 OF WHICH: KRA No. 1 - Anti-Corruption, Transparent, Accountable and Participatory Governance | | 27,688,800.00 | - | 27,688,800.00 | 27,688,000.00 | | | | 27,650,000.00 | 6,812,833.28 | 6,876,248.06 | 7,867,869.94 | 6,811,902.98 | 26,368,854.26 | 6,484,783.47 | 6,382,435.45 | 7,371,349.63 | 6,980,197.39 | 26,000,765.93 | | 1,296,844.78 | 289,668.31 | | |

Certified Correct:

 FRANCES IRENE ALSAGUIRRE
 Administrative Officer V (Budget Officer)
 Date: 19-January-2016

Certified Correct:

 PATRICIA A. DEKIT
 DLS Acting Chief Accountant
 Date: 19-January-2016

Recommending Approval:

 JOSELYN M. LING
 Chief Administrative Officer
 Date: 19-January-2016

Approved By:

 V. SEC. ANTONIO A. GALLARDO
 Presidential Legislative Assistant
 Date: 19-January-2016

STATEMENT OF APPROPRIATIONS, ALLOTMENTS, OBLIGATIONS, DISBURSEMENTS AND BALANCES
For the Year Ending December 31, 2016

Department : OTHER EXECUTIVE OFFICES
 Agency : PRESIDENTIAL LEGISLATIVE LIAISON OFFICE
 Operating Unit :
 Organization Code : 26 035 000000
 Funding Source Code : 101

| | |
|---|-----------------------------|
| | Current Year Appropriations |
| X | Supplemental Appropriations |
| | Continuing Appropriations |


| Particulars | UACS CODE | Appropriations | | | Allotments | | | Current Year Obligations | | | | | Current Year Disbursements | | | | | Balances | | | | | | | |
|--|-------------|--------------------------|--|-------------------------|---------------------|--|-------------|--------------------------|---------------------------|-----------------------------|----------------------------|-----------------------------|----------------------------|-------------------|-----------------------------|----------------------------|-----------------------------|----------------------------|-------------------|---------------------------|-----------------------|--------------------------------------|----------------------------|--|--|
| | | Authorized Appropriation | Adjustments (Transfer To/From, Reassignment) | Adjusted Appropriations | Allotments Received | Adjustments (Withdrawal, Reassignment) | Transfer To | Transfer From | Adjusted Total Allotments | 1st Quarter ending March 31 | 2nd Quarter ending June 30 | 3rd Quarter ending Sept. 30 | 4th Quarter ending Dec. 31 | Total | 1st Quarter ending March 31 | 2nd Quarter ending June 30 | 3rd Quarter ending Sept. 30 | 4th Quarter ending Dec. 31 | Total | Unreleased Appropriations | Unobligated Allotment | Unpaid Obligations (18-20) + (23+24) | | | |
| | | | | | | | | | | | | | | | | | | | | | | Due and Demandable | Not Yet Due and Demandable | | |
| 1 | 2 | 3 | 4 | 5=(3+4) | 6 | 7 | 8 | 9 | 10=(8+(-)(7)-9) | 11 | 12 | 13 | 14 | 15= (11+12+13+14) | 16 | 17 | 18 | 19 | 20= (16+17+18+19) | 21= (5-19) | 22= (10-16) | 23 | 24 | | |
| I. Agency Specific Budget | 01 1 01 101 | | | | | | | | | | | | | | | | | | | | | | | | |
| General Administration and Support | 1 00 000000 | | | | | | | | | | | | | | | | | | | | | | | | |
| General Administration and Supervision | 1 00 010000 | | | | | | | | | | | | | | | | | | | | | | | | |
| PS | | | | | | | | | | | | | | | | | | | | | | | | | |
| MOOE | | | | | | | | | | | | | | | | | | | | | | | | | |
| CO | | | | | | | | | | | | | | | | | | | | | | | | | |
| Operations | 3 00 000000 | | | | | | | | | | | | | | | | | | | | | | | | |
| MFO - Legislative Liaison Services | 3 01 000000 | | | | | | | | | | | | | | | | | | | | | | | | |
| Promotion and shepherding of Presidential Legislative Initiatives and other Administration-sponsored Priority Policy Reform and Development Programs | 3 01 010000 | | | | | | | | | | | | | | | | | | | | | | | | |
| PS | | | | | | | | | | | | | | | | | | | | | | | | | |
| MOOE | | | | | | | | | | | | | | | | | | | | | | | | | |
| CO | | | | | | | | | | | | | | | | | | | | | | | | | |
| Sub-total, Agency Specific Budget | | | | | | | | | | | | | | | | | | | | | | | | | |
| PS | | | | | | | | | | | | | | | | | | | | | | | | | |
| MOOE | | | | | | | | | | | | | | | | | | | | | | | | | |
| CO | | | | | | | | | | | | | | | | | | | | | | | | | |
| II. Automatic Appropriations | 01 1 04 102 | | | | | | | | | | | | | | | | | | | | | | | | |
| RLIP | | | | | | | | | | | | | | | | | | | | | | | | | |
| Sub-total, Automatic Appropriations | | | | | | | | | | | | | | | | | | | | | | | | | |
| III. Special Purpose Fund | 01 1 01 406 | | | | | | | | | | | | | | | | | | | | | | | | |
| MPBF - PS | | 1,751,537.00 | | 1,751,537.00 | 1,751,537.00 | | | | 1,751,537.00 | | 1,734,989.00 | | 16,568.00 | 1,751,537.00 | | 1,734,989.00 | | 16,568.00 | 1,751,537.00 | | | | | | |
| Sub-total, Special Purpose Fund | | 1,751,537.00 | | 1,751,537.00 | 1,751,537.00 | | | | 1,751,537.00 | | 1,734,989.00 | | 16,568.00 | 1,751,537.00 | | 1,734,989.00 | | 16,568.00 | 1,751,537.00 | | | | | | |
| GRAND TOTAL | | 1,751,537.00 | | 1,751,537.00 | 1,751,537.00 | | | | 1,751,537.00 | | 1,734,989.00 | | 16,568.00 | 1,751,537.00 | | 1,734,989.00 | | 16,568.00 | 1,751,537.00 | | | | | | |
| PS | | 1,751,537.00 | | 1,751,537.00 | 1,751,537.00 | | | | 1,751,537.00 | | 1,734,989.00 | | 16,568.00 | 1,751,537.00 | | 1,734,989.00 | | 16,568.00 | 1,751,537.00 | | | | | | |
| MOOE | | | | | | | | | | | | | | | | | | | | | | | | | |
| CO | | | | | | | | | | | | | | | | | | | | | | | | | |

STATEMENT OF APPROPRIATIONS, ALLOTMENTS, OBLIGATIONS, DISBURSEMENTS AND BALANCES
For the Year Ending December 31, 2015

Department : OTHER EXECUTIVE OFFICES
 Agency : PRESIDENTIAL LEGISLATIVE LIAISON OFFICE
 Operating Unit :
 Organization Code : 26 036 000000
 Funding Source Code : 101


| | |
|---|-----------------------------|
| | Current Year Appropriations |
| x | Supplemental Appropriations |
| | Continuing Appropriations |


| Particulars | LIACS CODE | Appropriations | | | Allotments | | | Current Year Obligations | | | | | Current Year Disbursements | | | | | Balances | | | | | |
|---|------------|--------------------------|--|-------------------------|---------------------|--|-------------|--------------------------|---------------------------|-----------------------------|----------------------------|-----------------------------|----------------------------|------------------|-----------------------------|----------------------------|-----------------------------|----------------------------|------------------|---------------------------|-----------------------|--------------------------------------|----------------------------|
| | | Authorized Appropriation | Adjustments (Transfer To/From, Reassignment) | Adjusted Appropriations | Allotments Received | Adjustments (Withdrawal, Reassignment) | Transfer To | Transfer From | Adjusted Total Allotments | 1st Quarter ending March 31 | 2nd Quarter ending June 30 | 3rd Quarter ending Sept. 30 | 4th Quarter ending Dec. 31 | Total | 1st Quarter ending March 31 | 2nd Quarter ending June 30 | 3rd Quarter ending Sept. 30 | 4th Quarter ending Dec. 31 | Total | Unreleased Appropriations | Unobligated Allotment | Unpaid Obligations (18-20) = (23+24) | |
| | | | | | | | | | | | | | | | | | | | | | | Due and Demandable | Not Yet Due and Demandable |
| | | 3 | 4 | 5=(3+4) | 6 | 7 | 8 | 9 | 10=(6+(7-8-9)) | 11 | 12 | 13 | 14 | 15=(11+12+13+14) | 16 | 17 | 18 | 19 | 20=(16+17+18+19) | 21=(5-10) | 22=(18-15) | 23 | 24 |
| Recapitulation by MFO: MFO 1 | | | | | | | | | | | | | | | | | | | | | | | |
| OF WRCH: IORA No. 1 - Anti-Corruption, Transparent, Accountable and Participatory Governance | | | | | | | | | | | | | | | | | | | | | | | |

Certified Correct:

 FRANCES IRENE A. SAGUGUIT
 Administrative Officer V (Budget Officer)
 Date: 19-January-2016

Certified Correct:

 PATRICIA A. DEKIT
 D.L. Selecting Chief Accountant
 Date: 19-January-2016

Recommending Approval:

 JOSLYN M. LINGA
 Chief Administrative Officer
 Date: 19-January-2016

Approved By:

 MSEC ANTONIO A. GALLARDO
 Presidential Legislative Assistant
 Date: 19-January-2016

STATEMENT OF APPROPRIATIONS, ALLOTMENTS, OBLIGATIONS, DISBURSEMENTS AND BALANCES
For the Year Ending December 31, 2015

Department : OTHER EXECUTIVE OFFICES
 Agency : PRESIDENTIAL LEGISLATIVE LIAISON OFFICE
 Operating Unit :
 Organization Code : 26 035 000000
 Funding Source Code : 101

| | |
|---|-----------------------------|
| | Current Year Appropriations |
| | Supplemental Appropriations |
| X | Continuing Appropriations |


| Particulars | UACS CODE | Appropriations | | | Allotments | | | Current Year Obligations | | | | | | Current Year Disbursements | | | | Balances | | | | | | |
|---|-------------|--------------------------|---|-------------------------|---------------------|---------------------------------------|-------------|--------------------------|---------------------------|-----------------------------|----------------------------|-----------------------------|----------------------------|----------------------------|-----------------------------|----------------------------|-----------------------------|----------------------------|------------------|---------------------------|-----------------------|--------------------------------------|----|---|
| | | Authorized Appropriation | Adjustments (Transfer To/From, Realignment) | Adjusted Appropriations | Allotments Received | Adjustments (Withdrawal, Realignment) | Transfer To | Transfer From | Adjusted Total Allotments | 1st Quarter ending March 31 | 2nd Quarter ending June 30 | 3rd Quarter ending Sept. 30 | 4th Quarter ending Dec. 31 | Total | 1st Quarter ending March 31 | 2nd Quarter ending June 30 | 3rd Quarter ending Sept. 30 | 4th Quarter ending Dec. 31 | Total | Unreleased Appropriations | Unobligated Allotment | Unpaid Obligations (15-20) = (25+24) | | |
| | | 3 | 4 | 5=(3+4) | 6 | 7 | 8 | 9 | 10=(9+(-17)-8+9) | 11 | 12 | 13 | 14 | 15=(11+12+13+14) | 16 | 17 | 18 | 19 | 20=(16+17+18+19) | 21=(6-10) | 22=(18-15) | 23 | 24 | |
| L Agency Specific Budget | 01 1 02 101 | | | | | | | | | | | | | | | | | | | | | | | |
| General Administration and Support | 1 00 000000 | 661,436.91 | - | 661,436.91 | 661,436.91 | - | - | - | 661,436.91 | 170,828.00 | 360,611.91 | - | - | 661,436.91 | 170,094.64 | 361,342.27 | - | - | 661,436.91 | - | - | - | - | - |
| General Administration and Support Services | 1 00 010000 | | | | | | | | | | | | | | | | | | | | | | | |
| PS | | | | | | | | | | | | | | | | | | | | | | | | |
| MOOE | | 561,436.91 | - | 561,436.91 | 561,436.91 | - | - | - | 561,436.91 | 170,925.00 | 360,511.91 | - | - | 561,436.91 | 170,094.64 | 361,342.27 | - | - | 561,436.91 | - | - | - | - | - |
| CO | | | | | | | | | | | | | | | | | | | | | | | | |
| Operations | 3 00 000000 | 706,021.25 | - | 706,021.25 | 706,021.25 | - | - | - | 706,021.25 | 202,940.65 | 603,080.60 | - | - | 706,021.25 | 140,013.36 | 561,120.51 | 14,067.36 | - | 706,021.25 | - | - | - | - | - |
| MFO - Legislative Liaison Services | 3 01 000000 | | | | | | | | | | | | | | | | | | | | | | | |
| Promotion and shepherding of Presidential Legislative Initiatives and other Administration-sponsored Priority Policy Reviews and Development Programs | 3 01 010000 | | | | | | | | | | | | | | | | | | | | | | | |
| PS | | | | | | | | | | | | | | | | | | | | | | | | |
| MOOE | | 706,021.25 | - | 706,021.25 | 706,021.25 | - | - | - | 706,021.25 | 202,940.65 | 503,080.60 | - | - | 706,021.25 | 140,013.36 | 561,120.51 | 14,067.36 | - | 706,021.25 | - | - | - | - | - |
| CO | | | | | | | | | | | | | | | | | | | | | | | | |
| Sub-total, Agency Specific Budget | | 1,267,458.16 | - | 1,267,458.16 | 1,267,458.16 | - | - | - | 1,267,458.16 | 373,868.65 | 963,692.51 | - | - | 1,267,458.16 | 310,108.02 | 942,462.78 | 14,067.36 | - | 1,267,458.16 | - | - | - | - | - |
| PS | | | | | | | | | | | | | | | | | | | | | | | | |
| MOOE | | 1,267,458.16 | - | 1,267,458.16 | 1,267,458.16 | - | - | - | 1,267,458.16 | 373,868.65 | 863,582.51 | - | - | 1,267,458.16 | 310,108.02 | 942,462.78 | 14,067.36 | - | 1,267,458.16 | - | - | - | - | - |
| CO | | | | | | | | | | | | | | | | | | | | | | | | |
| I. Automatic Appropriations | | | | | | | | | | | | | | | | | | | | | | | | |
| RLIP | 1 04 102 | | | | | | | | | | | | | | | | | | | | | | | |
| Sub-total, Automatic Appropriations | | | | | | | | | | | | | | | | | | | | | | | | |
| II. Special Purpose Fund | | | | | | | | | | | | | | | | | | | | | | | | |
| MPBF - PS | 01 1 01 406 | | | | | | | | | | | | | | | | | | | | | | | |
| Sub-total, Special Purpose Fund | | | | | | | | | | | | | | | | | | | | | | | | |
| GRAND TOTAL | | 1,267,458.16 | - | 1,267,458.16 | 1,267,458.16 | - | - | - | 1,267,458.16 | 373,868.65 | 963,692.51 | - | - | 1,267,458.16 | 310,108.02 | 942,462.78 | 14,067.36 | - | 1,267,458.16 | - | - | - | - | - |
| PS | | | | | | | | | | | | | | | | | | | | | | | | |
| MOOE | | 1,267,458.16 | - | 1,267,458.16 | 1,267,458.16 | - | - | - | 1,267,458.16 | 373,868.65 | 863,582.51 | - | - | 1,267,458.16 | 310,108.02 | 942,462.78 | 14,067.36 | - | 1,267,458.16 | - | - | - | - | - |
| CO | | | | | | | | | | | | | | | | | | | | | | | | |


STATEMENT OF APPROPRIATIONS, ALLOTMENTS, OBLIGATIONS, DISBURSEMENTS AND BALANCES
For the Year Ending December 31, 2015


Department : OTHER EXECUTIVE OFFICES
 Agency : **PRESIDENTIAL LEGISLATIVE LIAISON OFFICE**
 Operating Unit :
 Organization Code : 26 036 000000
 Funding Source Code : 101


| | |
|---|-----------------------------|
| | Current Year Appropriations |
| | Supplemental Appropriations |
| X | Continuing Appropriations |

| Particulars | UACS CODE | Appropriations | | | Allotments | | | Current Year Obligations | | | | | Current Year Disbursements | | | | Balances | | | | | | | | |
|---|-----------|--------------------------|--------------------------------------|-------------------------|---------------------|--|-------------|--------------------------|---------------------------|-----------------------------|----------------------------|-----------------------------|----------------------------|-------------------|-----------------------------|----------------------------|-----------------------------|----------------------------|-------------------|---------------------------|-----------------------|--------------------------------------|----------------------------|--|--|
| | | Authorized Appropriation | Adjustments (Transfer, Reassignment) | Adjusted Appropriations | Allotments Received | Adjustments (Withdrawal, Reassignment) | Transfer To | Transfer From | Adjusted Total Allotments | 1st Quarter ending March 31 | 2nd Quarter ending June 30 | 3rd Quarter ending Sept. 30 | 4th Quarter ending Dec. 31 | Total | 1st Quarter ending March 31 | 2nd Quarter ending June 30 | 3rd Quarter ending Sept. 30 | 4th Quarter ending Dec. 31 | Total | Unreleased Appropriations | Unobligated Allotment | Unpaid Obligations (15-20) x (23+24) | | | |
| | | | | | | | | | | | | | | | | | | | | | | Due and Demandable | Not Yet Due and Demandable | | |
| 1 | 2 | 3 | 4 | 5=(3+4) | 6 | 7 | 8 | 9 | 10=(6+7+8+9) | 11 | 12 | 13 | 14 | 15= (11+12+13+14) | 16 | 17 | 18 | 19 | 20= (16+17+18+19) | 21= (8-10) | 22= (10-15) | 23 | 24 | | |
| Recapitulation by MFO: MFO 1 OF WACH: KRA No. 1 - Anti-Corruption, Transparency, Accountable and Participatory Governance | | 706,021.25 | | 706,021.25 | 706,021.25 | | | | 706,021.25 | 202,840.65 | 503,000.00 | | | 706,021.25 | 140,013.38 | 551,120.51 | 14,887.36 | | 706,021.25 | | | | | | |

Certified Correct:

 FRANCES IRENE R. SAGUGUIT
 Administrative Officer V (Budget Officer)
 Date: 19-January-2016

Certified Correct:

 PATRICIA A. DEKIT
 DLL Acting Chief Accountant
 Date: 19-January-2016

Recommending Approval:

 JOSELYN M. LING
 Chief Administrative Officer
 Date: 19-January-2016

Approved By:

 JOSE ANTONIO A. GALLARDO
 Presidential Legislative Assistant
 Date: 19-January-2016