

STATEMENT OF APPROPRIATIONS, ALLOTMENTS, OBLIGATIONS, DISBURSEMENTS AND BALANCES
As at the Quarter Ending March 31, 2022

Department : Other Executive Offices
 Agency/Entity : Presidential Legislative Liaison Office
 Operating Unit : < not applicable >
 Organization Code (UACS) : 26 035 0000000
 Fund Cluster : 01 Regular Agency Fund

X	Current Year Appropriations
	Supplemental Appropriations
	Continuing Appropriations

(e.g. UACS Fund Cluster: 01-Regular Agency Fund, 02-Foreign Assisted Projects Fund, 03-Special Account-Locally Funded/Domestic Grants Fund, and 04-Special Account-Foreign Assisted/Foreign Grants Fund)

Particulars	UACS CODE	Appropriations		Allotments			Current Year Obligations							Current Year Disbursements				Balances					
		Authorized Appropriations	Adjustments(Transfers/From, Modifications/ Augmentations)	Adjusted Appropriations	Allotments Received	Adjustments(Reductions, Modifications/Augmentations)	Transfer To	Transfer From	Adjusted Total Allotments	1st Quarter Ending March 31	2nd Quarter Ending June 30	3rd Quarter Ending Sept. 30	4th Quarter Ending Dec. 31	TOTAL	1st Quarter Ending March 31	2nd Quarter Ending June 30	3rd Quarter Ending Sept. 30	4th Quarter Ending Dec. 31	TOTAL	Unreleased Appro	Unobligated Allotments	Unpaid Obligations(15-20)=(23+24)	
		3	4	5=(3+4)	6	7	8	9	10=(6+(7)-8+9)	11	12	13	14	15=(11+12+13+14)	16	17	18	19	20=(16+17+18+19)	21	22	23	24
I.Agency Specific Budget		119,832,000.00	0.00	119,832,000.00	119,832,000.00	0.00	0.00	0.00	119,832,000.00	18,175,442.36	0.00	0.00	0.00	18,175,442.36	15,429,533.86	0.00	0.00	0.00	15,429,533.86	0.00	101,656,557.84	2,745,908.30	0.00
General Administration and Support	1000000000000000	38,504,000.00	0.00	38,504,000.00	38,504,000.00	0.00	0.00	0.00	38,504,000.00	6,929,706.83	0.00	0.00	0.00	6,929,706.83	5,707,589.19	0.00	0.00	0.00	5,707,589.19	0.00	31,574,293.17	1,222,117.64	0.00
General Management and Supervision	100000100001000	34,179,000.00	0.00	34,179,000.00	34,179,000.00	0.00	0.00	0.00	34,179,000.00	6,929,706.83	0.00	0.00	0.00	6,929,706.83	5,707,589.19	0.00	0.00	0.00	5,707,589.19	0.00	27,249,293.17	1,222,117.64	0.00
PS		18,462,000.00	0.00	18,462,000.00	18,462,000.00	0.00	0.00	0.00	18,462,000.00	4,047,538.68	0.00	0.00	0.00	4,047,538.68	4,044,338.68	0.00	0.00	0.00	4,044,338.68	0.00	14,414,461.32	3,200.00	0.00
MOE		15,717,000.00	0.00	15,717,000.00	15,717,000.00	0.00	0.00	0.00	15,717,000.00	2,882,168.15	0.00	0.00	0.00	2,882,168.15	1,663,250.51	0.00	0.00	0.00	1,663,250.51	0.00	12,834,831.85	1,218,917.64	0.00
Administration of Personnel Benefits	100000100002000	4,325,000.00	0.00	4,325,000.00	4,325,000.00	0.00	0.00	0.00	4,325,000.00	0.00	0.00	0.00	0.00	0.00	0.00	0.00	0.00	0.00	0.00	0.00	4,325,000.00	0.00	0.00
PS		4,325,000.00	0.00	4,325,000.00	4,325,000.00	0.00	0.00	0.00	4,325,000.00	0.00	0.00	0.00	0.00	0.00	0.00	0.00	0.00	0.00	0.00	0.00	4,325,000.00	0.00	0.00
Sub-Total, General Administration and Support		38,504,000.00	0.00	38,504,000.00	38,504,000.00	0.00	0.00	0.00	38,504,000.00	6,929,706.83	0.00	0.00	0.00	6,929,706.83	5,707,589.19	0.00	0.00	0.00	5,707,589.19	0.00	31,574,293.17	1,222,117.64	0.00
PS		22,787,000.00	0.00	22,787,000.00	22,787,000.00	0.00	0.00	0.00	22,787,000.00	4,047,538.68	0.00	0.00	0.00	4,047,538.68	4,044,338.68	0.00	0.00	0.00	4,044,338.68	0.00	18,739,461.32	3,200.00	0.00
MOE		15,717,000.00	0.00	15,717,000.00	15,717,000.00	0.00	0.00	0.00	15,717,000.00	2,882,168.15	0.00	0.00	0.00	2,882,168.15	1,663,250.51	0.00	0.00	0.00	1,663,250.51	0.00	12,834,831.85	1,218,917.64	0.00
FinEx (if Applicable)		0.00	0.00	0.00	0.00	0.00	0.00	0.00	0.00	0.00	0.00	0.00	0.00	0.00	0.00	0.00	0.00	0.00	0.00	0.00	0.00	0.00	0.00
CO		0.00	0.00	0.00	0.00	0.00	0.00	0.00	0.00	0.00	0.00	0.00	0.00	0.00	0.00	0.00	0.00	0.00	0.00	0.00	0.00	0.00	0.00
Operations	3000000000000000	81,328,000.00	0.00	81,328,000.00	81,328,000.00	0.00	0.00	0.00	81,328,000.00	11,245,735.33	0.00	0.00	0.00	11,245,735.33	9,721,944.67	0.00	0.00	0.00	9,721,944.67	0.00	70,082,264.67	1,523,790.66	0.00
OO - The Presidential policy reform agenda and the Administration's program of governance promoted		81,328,000.00	0.00	81,328,000.00	81,328,000.00	0.00	0.00	0.00	81,328,000.00	11,245,735.33	0.00	0.00	0.00	11,245,735.33	9,721,944.67	0.00	0.00	0.00	9,721,944.67	0.00	70,082,264.67	1,523,790.66	0.00
LEGISLATIVE POLICY REFORMS AND DEVELOPMENT PROGRAM		81,328,000.00	0.00	81,328,000.00	81,328,000.00	0.00	0.00	0.00	81,328,000.00	11,245,735.33	0.00	0.00	0.00	11,245,735.33	9,721,944.67	0.00	0.00	0.00	9,721,944.67	0.00	70,082,264.67	1,523,790.66	0.00
Formulation and implementation of advocacy strategies and strategic interventions towards stakeholders consensus-building or congressional initiatives consistent with the policy reform and development programs of the Administration	310100100001000	81,328,000.00	0.00	81,328,000.00	81,328,000.00	0.00	0.00	0.00	81,328,000.00	11,245,735.33	0.00	0.00	0.00	11,245,735.33	9,721,944.67	0.00	0.00	0.00	9,721,944.67	0.00	70,082,264.67	1,523,790.66	0.00
PS		41,763,000.00	0.00	41,763,000.00	41,763,000.00	0.00	0.00	0.00	41,763,000.00	7,667,864.47	0.00	0.00	0.00	7,667,864.47	7,196,356.26	0.00	0.00	0.00	7,196,356.26	0.00	34,095,135.53	471,508.21	0.00
MOE		35,510,000.00	0.00	35,510,000.00	35,510,000.00	0.00	0.00	0.00	35,510,000.00	3,577,870.86	0.00	0.00	0.00	3,577,870.86	2,525,588.41	0.00	0.00	0.00	2,525,588.41	0.00	31,932,129.14	1,052,282.45	0.00
CO		4,055,000.00	0.00	4,055,000.00	4,055,000.00	0.00	0.00	0.00	4,055,000.00	0.00	0.00	0.00	0.00	0.00	0.00	0.00	0.00	0.00	0.00	0.00	4,055,000.00	0.00	0.00
Sub-Total, Operations		81,328,000.00	0.00	81,328,000.00	81,328,000.00	0.00	0.00	0.00	81,328,000.00	11,245,735.33	0.00	0.00	0.00	11,245,735.33	9,721,944.67	0.00	0.00	0.00	9,721,944.67	0.00	70,082,264.67	1,523,790.66	0.00
PS		41,763,000.00	0.00	41,763,000.00	41,763,000.00	0.00	0.00	0.00	41,763,000.00	7,667,864.47	0.00	0.00	0.00	7,667,864.47	7,196,356.26	0.00	0.00	0.00	7,196,356.26	0.00	34,095,135.53	471,508.21	0.00
MOE		35,510,000.00	0.00	35,510,000.00	35,510,000.00	0.00	0.00	0.00	35,510,000.00	3,577,870.86	0.00	0.00	0.00	3,577,870.86	2,525,588.41	0.00	0.00	0.00	2,525,588.41	0.00	31,932,129.14	1,052,282.45	0.00
FinEx (if Applicable)		0.00	0.00	0.00	0.00	0.00	0.00	0.00	0.00	0.00	0.00	0.00	0.00	0.00	0.00	0.00	0.00	0.00	0.00	0.00	0.00	0.00	0.00
CO		4,055,000.00	0.00	4,055,000.00	4,055,000.00	0.00	0.00	0.00	4,055,000.00	0.00	0.00	0.00	0.00	0.00	0.00	0.00	0.00	0.00	0.00	0.00	4,055,000.00	0.00	0.00


This report was generated using the Unified Reporting System on 04/05/2022 08:41 version.FAR.1.2.5 : Status : SUBMITTED

Department : Other Executive Offices
 Agency/Entity : Presidential Legislative Liaison Office
 Operating Unit : < not applicable >
 Organization Code (UACS) : 26 035 000000
 Fund Cluster : 01 Regular Agency Fund

X	Current Year Appropriations
	Supplemental Appropriations
	Continuing Appropriations

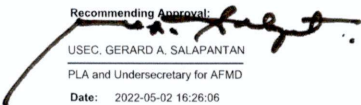
(e.g. UACS Fund Cluster: 01-Regular Agency Fund, 02-Foreign Assisted Projects Fund, 03-Special Account-Locally Funded/Domestic Grants Fund, and 04-Special Account-Foreign Assisted/Foreign Grants Fund)


Particulars	UACS CODE	Appropriations					Allotments		Current Year Obligations						Current Year Disbursements				Balances				
		Authorized Appropriations	Adjustments/Transfer To/From, Modifications/Augmentations	Adjusted Appropriations	Allotments Received	Adjustments/Reductions, Modifications/Augmentations	Transfer To	Transfer From	Adjusted Total Allotments	1st Quarter Ending March 31	2nd Quarter Ending June 30	3rd Quarter Ending Sept. 30	4th Quarter Ending Dec. 31	TOTAL	1st Quarter Ending March 31	2nd Quarter Ending June 30	3rd Quarter Ending Sept. 30	4th Quarter Ending Dec. 31	TOTAL	Unreleased Appro	Unobligated Allotments	Unpaid Obligations(15-20)=(23+24)	
																						10=([1+7]-8+9)	11
Sub-Total I. Agency Specific Budget		119,832,000.00	0.00	119,832,000.00	119,832,000.00	0.00	0.00	0.00	119,832,000.00	18,175,442.16	0.00	0.00	0.00	18,175,442.16	15,429,533.86	0.00	0.00	0.00	15,429,533.86	0.00	101,656,557.84	2,745,908.30	0.00
PS		64,550,000.00	0.00	64,550,000.00	64,550,000.00	0.00	0.00	0.00	64,550,000.00	11,715,403.15	0.00	0.00	0.00	11,715,403.15	11,240,694.94	0.00	0.00	0.00	11,240,694.94	0.00	52,834,596.85	474,708.21	0.00
MOOE		51,227,000.00	0.00	51,227,000.00	51,227,000.00	0.00	0.00	0.00	51,227,000.00	6,460,039.01	0.00	0.00	0.00	6,460,039.01	4,188,838.92	0.00	0.00	0.00	4,188,838.92	0.00	44,766,960.99	2,271,200.09	0.00
FinEx (if Applicable)		0.00	0.00	0.00	0.00	0.00	0.00	0.00	0.00	0.00	0.00	0.00	0.00	0.00	0.00	0.00	0.00	0.00	0.00	0.00	0.00	0.00	0.00
CO		4,055,000.00	0.00	4,055,000.00	4,055,000.00	0.00	0.00	0.00	4,055,000.00	0.00	0.00	0.00	0.00	0.00	0.00	0.00	0.00	0.00	0.00	0.00	4,055,000.00	0.00	0.00
II. Automatic Appropriations		5,549,000.00	0.00	5,549,000.00	5,549,000.00	0.00	0.00	0.00	5,549,000.00	1,092,168.64	0.00	0.00	0.00	1,092,168.64	682,726.06	0.00	0.00	0.00	682,726.06	0.00	4,456,831.36	409,442.58	0.00
Specific Budgets of National Government Agencies		5,549,000.00	0.00	5,549,000.00	5,549,000.00	0.00	0.00	0.00	5,549,000.00	1,092,168.64	0.00	0.00	0.00	1,092,168.64	682,726.06	0.00	0.00	0.00	682,726.06	0.00	4,456,831.36	409,442.58	0.00
Retirement and Life Insurance Premiums		5,549,000.00	0.00	5,549,000.00	5,549,000.00	0.00	0.00	0.00	5,549,000.00	1,092,168.64	0.00	0.00	0.00	1,092,168.64	682,726.06	0.00	0.00	0.00	682,726.06	0.00	4,456,831.36	409,442.58	0.00
PS		5,549,000.00	0.00	5,549,000.00	5,549,000.00	0.00	0.00	0.00	5,549,000.00	1,092,168.64	0.00	0.00	0.00	1,092,168.64	682,726.06	0.00	0.00	0.00	682,726.06	0.00	4,456,831.36	409,442.58	0.00
Sub-Total II. Automatic Appropriations		5,549,000.00	0.00	5,549,000.00	5,549,000.00	0.00	0.00	0.00	5,549,000.00	1,092,168.64	0.00	0.00	0.00	1,092,168.64	682,726.06	0.00	0.00	0.00	682,726.06	0.00	4,456,831.36	409,442.58	0.00
PS		5,549,000.00	0.00	5,549,000.00	5,549,000.00	0.00	0.00	0.00	5,549,000.00	1,092,168.64	0.00	0.00	0.00	1,092,168.64	682,726.06	0.00	0.00	0.00	682,726.06	0.00	4,456,831.36	409,442.58	0.00
MOOE		0.00	0.00	0.00	0.00	0.00	0.00	0.00	0.00	0.00	0.00	0.00	0.00	0.00	0.00	0.00	0.00	0.00	0.00	0.00	0.00	0.00	0.00
FinEx		0.00	0.00	0.00	0.00	0.00	0.00	0.00	0.00	0.00	0.00	0.00	0.00	0.00	0.00	0.00	0.00	0.00	0.00	0.00	0.00	0.00	0.00
CO		0.00	0.00	0.00	0.00	0.00	0.00	0.00	0.00	0.00	0.00	0.00	0.00	0.00	0.00	0.00	0.00	0.00	0.00	0.00	0.00	0.00	0.00
IV. Revision of the Unobligated Allotments charged against RA Nos. 11465 and 11494		0.00	0.00	0.00	0.00	0.00	0.00	0.00	0.00	0.00	0.00	0.00	0.00	0.00	0.00	0.00	0.00	0.00	0.00	0.00	0.00	0.00	0.00
GRAND TOTAL		125,381,000.00	0.00	125,381,000.00	125,381,000.00	0.00	0.00	0.00	125,381,000.00	19,267,610.80	0.00	0.00	0.00	19,267,610.80	16,112,259.92	0.00	0.00	0.00	16,112,259.92	0.00	106,113,389.20	3,155,350.88	0.00
PS		70,099,000.00	0.00	70,099,000.00	70,099,000.00	0.00	0.00	0.00	70,099,000.00	12,807,571.79	0.00	0.00	0.00	12,807,571.79	11,923,421.00	0.00	0.00	0.00	11,923,421.00	0.00	57,291,428.21	884,150.79	0.00
MOOE		51,227,000.00	0.00	51,227,000.00	51,227,000.00	0.00	0.00	0.00	51,227,000.00	6,460,039.01	0.00	0.00	0.00	6,460,039.01	4,188,838.92	0.00	0.00	0.00	4,188,838.92	0.00	44,766,960.99	2,271,200.09	0.00
CO		4,055,000.00	0.00	4,055,000.00	4,055,000.00	0.00	0.00	0.00	4,055,000.00	0.00	0.00	0.00	0.00	0.00	0.00	0.00	0.00	0.00	0.00	0.00	4,055,000.00	0.00	0.00
Recapitulation by OO:																							
I. Agency Specific Budget		81,328,000.00	0.00	81,328,000.00	81,328,000.00	0.00	0.00	0.00	81,328,000.00	11,245,735.33	0.00	0.00	0.00	11,245,735.33	9,721,944.67	0.00	0.00	0.00	9,721,944.67	0.00	70,082,264.67	1,523,790.66	0.00
LEGISLATIVE POLICY REFORMS AND DEVELOPMENT PROGRAM		3,328,000.00	0.00	3,328,000.00	3,328,000.00	0.00	0.00	0.00	3,328,000.00	11,245,735.33	0.00	0.00	0.00	11,245,735.33	9,721,944.67	0.00	0.00	0.00	9,721,944.67	0.00	70,082,264.67	1,523,790.66	0.00

Certified Correct:

 FRANCES IRENE A. SAGUINT
 Administrative Officer V/Acting Budget Officer
 Date: 2022-04-29 14:46:42

Certified Correct:

 PATRICIA A. DEKIT
 DLLS/Acting Chief Accountant/Officer-in-Charge, AFMD
 Date: 2022-04-29 14:46:42

Recommending Approval:

 USEC. GERARD A. SALAPANTAN
 PLA and Undersecretary for AFMD
 Date: 2022-05-02 16:29:06

Approved By:

 SEC. LUZVERFEDA E. PASCUAL
 Acting Presidential Adviser on Legislative Affairs and Head, PLLO
 Date: 2022-05-02 16:29:16

STATEMENT OF APPROPRIATIONS, ALLOTMENTS, OBLIGATIONS, DISBURSEMENTS AND BALANCES
As at the Quarter Ending March 31, 2022

Department: Other Executive Offices
Agency: Presidential Legislative Liaison Office
Operating Unit: < not applicable >
Organization Code (UACS): 26 035 0000000
Fund Cluster: 01 Regular Agency Fund

Table with 2 columns: Category and Selection. Categories include Current Year Appropriations, Supplemental Appropriations, and Continuing Appropriations. Selections are marked with 'X'.

Main financial table with columns for Particulars, UACS CODE, Appropriations, Allotments, Current Year Obligations, Current Year Disbursements, and Balances. Includes sub-totals for various categories like MOOE, PS, and CO.

This report was generated using the Unified Reporting System on 04/05/2022 08:05 version.FAR 1.1.1 : Status : SUBMITTED

Department: Other Executive Offices
Agency: Presidential Legislative Liaison Office
Operating Unit: < not applicable >
Organization Code (UACS): 26 035 0000000
Fund Cluster: 01 Regular Agency Fund

Table with 2 columns: Category and Selection. Categories include Current Year Appropriations, Supplemental Appropriations, and Continuing Appropriations. Selections are marked with 'X'.

Main financial table with columns for Particulars, UACS CODE, Appropriations, Allotments, Current Year Obligations, Current Year Disbursements, and Balances. Includes sub-totals for various categories like MOOE, PS, and CO.

Certified Correct:
FRANCES IRENE A. SAGUIGUIT
Administrative Officer /Acting Budget Officer
Date: 2022-04-29 14:46:42

Certified Correct:
PATRICK A. DEKIT
DLS/Acting Chief Accountant/Officer-in-Charge, AFMD
Date: 2022-04-29 14:46:42

Recommending Approval:
USEC. GERARD A. SALAPANTAN
PLA and Undersecretary for AFMD
Date: 2022-05-02 16:26:06

Approved By:
SEC. LUZVERFEDA E. PASCUAL
Acting Presidential Adviser on Legislative Affairs and Head, PLLO
Date: 2022-05-02 16:29:16