

**SUMMARY OF APPROPRIATIONS, ALLOTMENTS, OBLIGATIONS, DISBURSEMENTS AND BALANCES**  
For the Quarter Ending March 31, 2015

Department : OTHER EXECUTIVE OFFICES  
 Agency : **PRESIDENTIAL LEGISLATIVE LIAISON OFFICE**  
 Operating Unit :  
 Organization Code : 26 035 000000  
 Funding Source Code : 101

X	Current Year Appropriations
	Supplemental Appropriations
	Continuing Appropriations

Particulars	UACS CODE	Appropriations			Allotments			Current Year Obligations					Current Year Disbursements					Balances						
		Authorized Appropriation	Adjustments (Transfer To/From, Realignment)	Adjusted Appropriations	Allotments Received	Adjustments (Withdrawal, Realignment)	Transfer To	Transfer From	Adjusted Total Allotments	1st Quarter ending March 31	2nd Quarter ending June 30	3rd Quarter ending Sept. 30	4th Quarter ending Dec. 31	Total	1st Quarter ending March 31	2nd Quarter ending June 30	3rd Quarter ending Sept. 30	4th Quarter ending Dec. 31	Total	Unreleased Appropriations	Unobligated Allotment	Unpaid Obligations (15-20) = (23+24)		
		3	4	5=(3+4)	6	7	8	9	10=(8+(-17)-8+9)	11	12	13	14	15=(11+12+13+14)	16	17	18	19	20=(16+17+18+19)	21=(5-10)	22=(10-18)	23	24	
<b>SUMMARY</b>																								
<b>A. AGENCY SPECIFIC BUDGET</b>	01 1 01 101																							
Personnel Services		22,721,000.00	-	22,721,000.00	22,721,000.00	-	-	-	22,721,000.00	4,960,353.74	-	-	-	4,960,353.74	4,672,251.51	-	-	-	-	4,672,251.51	-	17,760,646.26	288,102.23	-
Salaries and Wages																								
Salaries and Wages - Regular - Civilian	5-01-01-01-0-01	17,156,000.00	-	17,156,000.00	17,156,000.00	-	-	-	17,156,000.00	4,159,593.11	-	-	-	4,159,593.11	3,871,490.86	-	-	-	-	3,871,490.86	-	12,996,406.89	288,102.23	-
Other Compensation																								
Personnel Economic Relief Allowance	5-01-02-01-0-01	816,000.00	-	816,000.00	816,000.00	-	-	-	816,000.00	197,714.29	-	-	-	197,714.29	197,714.29	-	-	-	-	197,714.29	-	618,285.71	-	-
Representation Allowance	5-01-02-02-0-00	1,362,000.00	-	1,362,000.00	1,362,000.00	-	-	-	1,362,000.00	322,750.00	-	-	-	322,750.00	322,750.00	-	-	-	-	322,750.00	-	1,039,250.00	-	-
Transportation Allowance	5-01-02-03-0-01	1,362,000.00	-	1,362,000.00	1,362,000.00	-	-	-	1,362,000.00	225,750.00	-	-	-	225,750.00	225,750.00	-	-	-	-	225,750.00	-	1,136,250.00	-	-
Clothing Allowance	5-01-02-04-0-01	170,000.00	-	170,000.00	170,000.00	-	-	-	170,000.00	-	-	-	-	-	-	-	-	-	-	-	-	170,000.00	-	-
Productivity Incentive Benefit	5-01-02-06-0-01	68,000.00	-	68,000.00	68,000.00	-	-	-	68,000.00	-	-	-	-	-	-	-	-	-	-	-	-	68,000.00	-	-
Year-End Bonus	5-01-02-14-0-01	1,427,000.00	-	1,427,000.00	1,427,000.00	-	-	-	1,427,000.00	-	-	-	-	-	-	-	-	-	-	-	-	1,427,000.00	-	-
Cash Gift	5-01-02-15-0-01	170,000.00	-	170,000.00	170,000.00	-	-	-	170,000.00	-	-	-	-	-	-	-	-	-	-	-	-	170,000.00	-	-
Personnel Benefit Contributions																								
Pag-IBIG Contributions	5-01-03-02-0-01	40,000.00	-	40,000.00	40,000.00	-	-	-	40,000.00	9,600.00	-	-	-	9,600.00	9,600.00	-	-	-	-	9,600.00	-	30,400.00	-	-
PHILHEALTH Contributions	5-01-03-03-0-01	110,000.00	-	110,000.00	110,000.00	-	-	-	110,000.00	35,387.50	-	-	-	35,387.50	35,387.50	-	-	-	-	35,387.50	-	74,612.50	-	-
ECC Contributions	5-01-03-04-0-01	40,000.00	-	40,000.00	40,000.00	-	-	-	40,000.00	9,558.84	-	-	-	9,558.84	9,558.84	-	-	-	-	9,558.84	-	30,441.16	-	-
Other Personnel Benefit	5-01-04-99-0-99	-	-	-	-	-	-	-	-	-	-	-	-	-	-	-	-	-	-	-	-	-	-	-
Maintenance and Other Operating Expenses		13,662,000.00	-	13,662,000.00	13,662,000.00	-	-	-	13,662,000.00	2,318,428.75	-	-	-	2,318,428.75	2,230,663.79	-	-	-	-	2,230,663.79	-	10,633,670.25	67,765.96	-
Traveling Expenses																								
Traveling Expenses - Local	5-02-01-01-0-00	440,000.00	-	440,000.00	440,000.00	-	-	-	440,000.00	71,652.14	-	-	-	71,652.14	71,652.14	-	-	-	-	71,652.14	-	368,347.86	-	-
Traveling Expenses - Foreign	5-02-01-02-0-00	610,000.00	-	610,000.00	610,000.00	-	-	-	610,000.00	-	-	-	-	-	-	-	-	-	-	-	-	-	-	-
Training and Scholarship Expenses																								
Training Expenses	5-02-02-01-0-00	1,500,000.00	-	1,500,000.00	1,500,000.00	-	-	-	1,500,000.00	61,600.00	-	-	-	61,600.00	61,600.00	-	-	-	-	61,600.00	-	1,438,400.00	-	-
Supplies and Materials Expenses																								
Office Supplies Expenses	5-02-03-01-0-00	500,000.00	-	500,000.00	500,000.00	-	-	-	500,000.00	218,370.70	-	-	-	218,370.70	215,691.59	-	-	-	-	215,691.59	-	281,629.30	2,679.11	-
Fuel, Oil & Lubricants Expenses	5-02-03-09-0-00	1,365,000.00	-	1,365,000.00	1,365,000.00	-	-	-	1,365,000.00	183,248.17	-	-	-	183,248.17	181,191.94	-	-	-	-	181,191.94	-	1,181,751.83	2,056.23	-
Other Supplies and Materials Expenses	5-02-03-99-0-00	185,000.00	-	185,000.00	185,000.00	-	-	-	185,000.00	49,457.93	-	-	-	49,457.93	48,290.88	-	-	-	-	48,290.88	-	135,542.07	1,167.05	-
Communication Expenses																								
Postage and Courier Services	5-02-05-01-0-00	3,000.00	-	3,000.00	3,000.00	-	-	-	3,000.00	270.00	-	-	-	270.00	270.00	-	-	-	-	270.00	-	2,730.00	-	-
Telephone Expenses	5-02-05-02-0-00	1,013,000.00	-	1,013,000.00	1,013,000.00	-	-	-	1,013,000.00	157,417.02	-	-	-	157,417.02	155,457.19	-	-	-	-	155,457.19	-	855,582.98	1,959.83	-
Internet Expenses	5-02-05-03-0-00	336,000.00	-	336,000.00	336,000.00	-	-	-	336,000.00	17,146.93	-	-	-	17,146.93	17,064.49	-	-	-	-	17,064.49	-	318,853.07	62.44	-
Cable, Satellite, Telegraph and Radio Expenses	5-02-05-04-0-00	34,000.00	-	34,000.00	34,000.00	-	-	-	34,000.00	-	-	-	-	-	-	-	-	-	-	-	-	34,000.00	-	-
Awards/Rewards and Prizes																								
Awards and Indemnities	5-02-06-01-0-00	50,000.00	-	50,000.00	50,000.00	-	-	-	50,000.00	-	-	-	-	-	-	-	-	-	-	-	-	50,000.00	-	-

**SUMMARY OF APPROPRIATIONS, ALLOTMENTS, OBLIGATIONS, DISBURSEMENTS AND BALANCES**  
For the Quarter Ending March 31, 2016

Department : OTHER EXECUTIVE OFFICES  
 Agency : **PRESIDENTIAL LEGISLATIVE LIAISON OFFICE**  
 Operating Unit :  
 Organization Code : 26 035 000000  
 Funding Source Code : 101

X	Current Year Appropriations
	Supplemental Appropriations
	Continuing Appropriations

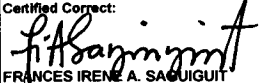
Particulars	UACS CODE	Appropriations			Allotments			Current Year Obligations					Current Year Disbursements					Balances						
		Authorized Appropriation	Adjustments (Transfer To)/From, Reassignment	Adjusted Appropriations	Allotments Received	Adjustments (Withdrawal, Reassignment)	Transfer To	Transfer From	Adjusted Total Allotments	1st Quarter ending March 31	2nd Quarter ending June 30	3rd Quarter ending Sept. 30	4th Quarter ending Dec. 31	Total	1st Quarter ending March 31	2nd Quarter ending June 30	3rd Quarter ending Sept. 30	4th Quarter ending Dec. 31	Total	Unreleased Appropriations	Unobligated Allotment	Unpaid Obligations (16-20) = (23+24)		
		3	4	5=(3+4)	6	7	8	9	10=[(8+(-17)-8)+9]	11	12	13	14	15=(11+12+13+14)	16	17	18	19	20=(16+17+18+19)	21=(5-10)	22=(10-15)	23	24	
<b>Confidential, Intelligence and Extraordinary Expenses</b>																								
Extraordinary & Miscellaneous Expenses	5-02-10-03-0-00	1,058,000.00	-	1,058,000.00	1,058,000.00	-	-	-	1,058,000.00	231,600.00	-	-	-	231,600.00	231,600.00	-	-	-	-	231,600.00	-	826,400.00	-	-
<b>Professional Services</b>																								
Legal Services	5-02-11-01-0-00	3,000.00	-	3,000.00	3,000.00	-	-	-	3,000.00	1,300.00	-	-	-	1,300.00	1,300.00	-	-	-	-	1,300.00	-	1,700.00	-	-
Consultancy Services	5-02-11-03-0-00	1,437,000.00	-	1,437,000.00	1,437,000.00	-	-	-	1,437,000.00	522,500.00	-	-	-	522,500.00	500,465.00	-	-	-	-	500,465.00	-	914,500.00	22,035.00	-
Other Professional Services	5-02-11-99-0-00	240,000.00	-	240,000.00	240,000.00	-	-	-	240,000.00	246,697.71	-	-	-	246,697.71	237,369.28	-	-	-	-	237,369.28	-	(6,697.71)	9,328.43	-
<b>General Services</b>																								
Other General Services	5-02-12-99-0-00	687,000.00	-	687,000.00	687,000.00	-	-	-	687,000.00	29,814.50	-	-	-	29,814.50	28,564.50	-	-	-	-	28,564.50	-	657,185.50	1,250.00	-
<b>Repairs and Maintenance</b>																								
Repair and Maintenance - Office Equipment	5-02-13-05-0-02	10,000.00	-	10,000.00	10,000.00	-	-	-	10,000.00	-	-	-	-	-	-	-	-	-	-	-	-	10,000.00	-	-
Repair and Maintenance - IT Equipment & Software	5-02-13-05-0-03	10,000.00	-	10,000.00	10,000.00	-	-	-	10,000.00	-	-	-	-	-	-	-	-	-	-	-	-	10,000.00	-	-
Repair and Maintenance - Communication Equipment	5-02-13-05-0-07	10,000.00	-	10,000.00	10,000.00	-	-	-	10,000.00	-	-	-	-	-	-	-	-	-	-	-	-	10,000.00	-	-
Repair and Maintenance - Motor Vehicles	5-02-13-06-0-01	432,000.00	-	432,000.00	432,000.00	-	-	-	432,000.00	102,281.48	-	-	-	102,281.48	100,664.75	-	-	-	-	100,664.75	-	329,718.52	1,616.73	-
Repair and Maintenance - Furniture & Fixtures	5-02-13-07-0-00	8,000.00	-	8,000.00	8,000.00	-	-	-	8,000.00	-	-	-	-	-	-	-	-	-	-	-	-	8,000.00	-	-
<b>Taxes, Insurance Premiums and Other Fees</b>																								
Taxes, Duties & Licenses	5-02-15-01-0-01	40,000.00	-	40,000.00	40,000.00	-	-	-	40,000.00	7,158.12	-	-	-	7,158.12	7,158.12	-	-	-	-	7,158.12	-	32,841.88	-	-
Fidelity Bond Premiums	5-02-15-02-0-00	50,000.00	-	50,000.00	50,000.00	-	-	-	50,000.00	16,128.75	-	-	-	16,128.75	16,128.75	-	-	-	-	16,128.75	-	33,871.25	-	-
Insurance Expenses	5-02-15-03-0-00	141,000.00	-	141,000.00	141,000.00	-	-	-	141,000.00	16,156.94	-	-	-	16,156.94	16,156.94	-	-	-	-	16,156.94	-	124,843.06	-	-
<b>Other Maintenance and Operating Expenses</b>																								
Representation Expenses	5-02-99-03-0-00	3,000,000.00	-	3,000,000.00	3,000,000.00	-	-	-	3,000,000.00	224,648.46	-	-	-	224,648.46	181,551.46	-	-	-	-	181,551.46	-	2,775,351.54	43,097.00	-
Rent Expenses	5-02-99-05-0-04	170,000.00	-	170,000.00	170,000.00	-	-	-	170,000.00	28,000.90	-	-	-	28,000.90	25,500.82	-	-	-	-	25,500.82	-	141,999.10	2,500.08	-
Subscription Expenses	5-02-99-07-0-00	40,000.00	-	40,000.00	40,000.00	-	-	-	40,000.00	2,980.00	-	-	-	2,980.00	2,965.94	-	-	-	-	2,965.94	-	37,020.00	14.06	-
Donations	5-02-99-08-0-00	50,000.00	-	50,000.00	50,000.00	-	-	-	50,000.00	25,000.00	-	-	-	25,000.00	25,000.00	-	-	-	-	25,000.00	-	25,000.00	-	-
Other MOOE	5-02-99-99-0-99	140,000.00	-	140,000.00	140,000.00	-	-	-	140,000.00	105,000.00	-	-	-	105,000.00	105,000.00	-	-	-	-	105,000.00	-	35,000.00	-	-
Capital Outlays		150,000.00	-	150,000.00	150,000.00	-	-	-	150,000.00	45,329.00	-	-	-	45,329.00	44,584.42	-	-	-	-	44,584.42	-	104,671.00	744.58	-
<b>Machinery and Equipment</b>																								
Office Equipment	5-06-04-05-0-02	10,000.00	9,900.00	19,900.00	10,000.00	9,900.00	-	-	19,900.00	-	-	-	-	-	-	-	-	-	-	-	-	19,900.00	-	-
ICT Equipment	5-06-04-05-0-03	20,000.00	(6,101.00)	13,899.00	20,000.00	(6,101.00)	-	-	13,899.00	13,899.00	-	-	-	13,899.00	13,154.42	-	-	-	-	13,154.42	-	-	744.58	-
Communication Equipment	5-06-04-05-0-07	40,000.00	31,430.00	71,430.00	40,000.00	31,430.00	-	-	71,430.00	31,430.00	-	-	-	31,430.00	31,430.00	-	-	-	-	31,430.00	-	40,000.00	-	-
<b>Transportation Equipment</b>																								
Motor Vehicles	5-06-04-06-0-01	-	-	-	-	-	-	-	-	-	-	-	-	-	-	-	-	-	-	-	-	-	-	-
<b>Furniture, Fixtures and Books</b>																								
Furniture & Fixtures	5-06-04-07-0-01	80,000.00	(35,229.00)	44,771.00	80,000.00	(35,229.00)	-	-	44,771.00	-	-	-	-	-	-	-	-	-	-	-	-	44,771.00	-	-
<b>Sub-total, Agency Specific Budget</b>																								
		36,433,000.00	-	36,433,000.00	36,433,000.00	-	-	-	36,433,000.00	7,324,112.49	-	-	-	7,324,112.49	6,947,499.72	-	-	-	-	6,947,499.72	-	28,108,887.81	376,612.77	-
PS		22,721,000.00	-	22,721,000.00	22,721,000.00	-	-	-	22,721,000.00	4,960,363.74	-	-	-	4,960,363.74	4,672,251.51	-	-	-	-	4,672,251.51	-	17,760,646.26	288,102.23	-
MOOE		13,562,000.00	-	13,562,000.00	13,562,000.00	-	-	-	13,562,000.00	2,318,429.75	-	-	-	2,318,429.75	2,230,863.79	-	-	-	-	2,230,863.79	-	11,243,570.25	87,765.96	-
CO		150,000.00	-	150,000.00	150,000.00	-	-	-	150,000.00	45,329.00	-	-	-	45,329.00	44,584.42	-	-	-	-	44,584.42	-	104,671.00	744.58	-

**SUMMARY OF APPROPRIATIONS, ALLOTMENTS, OBLIGATIONS, DISBURSEMENTS AND BALANCES**  
For the Quarter Ending March 31, 2015


Department : OTHER EXECUTIVE OFFICES  
 Agency : **PRESIDENTIAL LEGISLATIVE LIAISON OFFICE**  
 Operating Unit :  
 Organization Code : 26 035 000000  
 Funding Source Code : 101


X	Current Year Appropriations
	Supplemental Appropriations
	Continuing Appropriations

Particulars	UACS CODE	Appropriations			Allotments			Current Year Obligations					Current Year Disbursements				Balances							
		Authorized Appropriation	Adjustments (Transfer To/From, Reassignment)	Adjusted Appropriations	Allotments Received	Adjustments (Withdrawal, Reassignment)	Transfer To	Transfer From	Adjusted Total Allotments	1st Quarter ending March 31	2nd Quarter ending June 30	3rd Quarter ending Sept. 30	4th Quarter ending Dec. 31	Total	1st Quarter ending March 31	2nd Quarter ending June 30	3rd Quarter ending Sept. 30	4th Quarter ending Dec. 31	Total	Unreleased Appropriations	Unobligated Allotment	Unpaid Obligations (16-20) = (23+24)		
		3	4	5=(3+4)	6	7	8	9	10=[(8+(-17)-9)+9]	11	12	13	14	15= (11+12+13+14)	16	17	18	19	20= (16+17+18+19)	21= (5-10)	22= (10-18)	23	24	
<b>B. AUTOMATIC APPROPRIATIONS</b>	01 1 04 102																							
Retirement & Life Insurance Premiums	5-01-03-01-0-00	2,054,000.00	-	2,054,000.00	2,054,000.00	-	-	-	2,054,000.00	470,499.96	-	-	-	470,499.96	470,499.96	-	-	-	-	470,499.96	-	1,563,500.04	-	-
<b>Sub-total, Automatic Appropriations</b>		<b>2,054,000.00</b>	<b>-</b>	<b>2,054,000.00</b>	<b>2,054,000.00</b>	<b>-</b>	<b>-</b>	<b>-</b>	<b>2,054,000.00</b>	<b>470,499.96</b>	<b>-</b>	<b>-</b>	<b>-</b>	<b>470,499.96</b>	<b>470,499.96</b>	<b>-</b>	<b>-</b>	<b>-</b>	<b>-</b>	<b>470,499.96</b>	<b>-</b>	<b>1,563,500.04</b>	<b>-</b>	<b>-</b>
<b>C. SPECIAL PURPOSE FUNDS</b>	01 1 01 407																							
Pension and Gratuity Fund		618,511.00	-	618,511.00	618,511.00	-	-	-	618,511.00	618,510.66	-	-	-	618,510.66	618,510.66	-	-	-	-	618,510.66	-	0.34	-	-
<b>Sub-total, Special Purpose Fund</b>		<b>618,511.00</b>	<b>-</b>	<b>618,511.00</b>	<b>618,511.00</b>	<b>-</b>	<b>-</b>	<b>-</b>	<b>618,511.00</b>	<b>618,510.66</b>	<b>-</b>	<b>-</b>	<b>-</b>	<b>618,510.66</b>	<b>618,510.66</b>	<b>-</b>	<b>-</b>	<b>-</b>	<b>-</b>	<b>618,510.66</b>	<b>-</b>	<b>0.34</b>	<b>-</b>	<b>-</b>
<b>GRAND TOTAL</b>		<b>39,105,511.00</b>	<b>-</b>	<b>39,105,511.00</b>	<b>39,105,511.00</b>	<b>-</b>	<b>-</b>	<b>-</b>	<b>39,105,511.00</b>	<b>8,413,123.11</b>	<b>-</b>	<b>-</b>	<b>-</b>	<b>8,413,123.11</b>	<b>8,036,510.34</b>	<b>-</b>	<b>-</b>	<b>-</b>	<b>-</b>	<b>8,036,510.34</b>	<b>-</b>	<b>30,692,387.89</b>	<b>376,812.77</b>	<b>-</b>

Certified Correct:  
  
 FRANCES IRENE A. SAOUIGUIT  
 Administrative Officer V (Budget Officer)  
 Date: 01-April-2015

Certified Correct:  
  
 PATRICIA A. DEKIT  
 DLLS/Acting Chief Accountant  
 Date:

Recommending Approval:  
  
 JOSIELYN M. LINGA  
 Chief Administrative Officer  
 Date:

Approved By:  
  
 SEC. MANUEL N. MAMBA, MD  
 Presidential Adviser on Legislative Affairs and Head, PLLO  
 Date:

**SUMMARY OF APPROPRIATIONS, ALLOTMENTS, OBLIGATIONS, DISBURSEMENTS AND BALANCES**  
For the Quarter Ending March 31, 2015

Department : OTHER EXECUTIVE OFFICES  
 Agency : **PRESIDENTIAL LEGISLATIVE LIAISON OFFICE**  
 Operating Unit :  
 Organization Code : 26 035 000000  
 Funding Source Code : 101

	Current Year Appropriations
	Supplemental Appropriations
X	Continuing Appropriations

Particulars	UACS CODE	Appropriations			Allotments			Current Year Obligations					Current Year Disbursements					Balances									
		Authorized Appropriation	Adjustments (Transfer To)/From, Reassignment	Adjusted Appropriations	Allotments Received	Adjustments (Withdrawal, Reassignment)	Transfer To	Transfer From	Adjusted Total Allotments	1st Quarter ending March 31	2nd Quarter ending June 30	3rd Quarter ending Sept. 30	4th Quarter ending Dec. 31	Total	1st Quarter ending March 31	2nd Quarter ending June 30	3rd Quarter ending Sept. 30	4th Quarter ending Dec. 31	Total	Unreleased Appropriations	Unobligated Allotment	Unpaid Obligations (15-20) = (23+24)					
		3	4	5=(3+4)	6	7	8	9	10=[(8+(-)7)-4+9]	11	12	13	14	15= (11+12+13+14)	16	17	18	19	20= (16+17+18+19)	21= (5-10)	22= (10-18)	23	24				
<b>SUMMARY</b>																											
<b>A. AGENCY SPECIFIC BUDGET</b>	01 1 02 101																										
<b>Personnel Services</b>																											
<b>Salaries and Wages</b>																											
Salaries and Wages - Regular - Civilian	5-01-01-01-0-01																										
<b>Other Compensation</b>																											
Personnel Economic Relief Allowance	5-01-02-01-0-01																										
Representation Allowance	5-01-02-02-0-00																										
Transportation Allowance	5-01-02-03-0-01																										
Clothing Allowance	5-01-02-04-0-01																										
Productivity Incentive Benefit	5-01-02-08-0-01																										
Year-End Bonus	5-01-02-14-0-01																										
Cash Gift	5-01-02-15-0-01																										
<b>Personnel Benefit Contributions</b>																											
Pag-IBIG Contributions	5-01-03-02-0-01																										
PHILHEALTH Contributions	5-01-03-03-0-01																										
ECC Contributions	5-01-03-04-0-01																										
Other Personnel Benefit	5-01-04-99-0-99																										
<b>Maintenance and Other Operating Expenses</b>		1,267,458.16	(0.00)	1,267,458.16	1,267,458.16	(0.00)			1,267,458.16	373,865.65				373,865.65	310,108.02					310,108.02			893,692.51	63,767.63			
<b>Traveling Expenses</b>																											
Traveling Expenses - Local	5-02-01-01-0-00																										
Traveling Expenses - Foreign	5-02-01-02-0-00																										
<b>Training and Scholarship Expenses</b>																											
Training Expenses	5-02-02-01-0-00	377,462.03	(117,672.80)	259,789.23	377,462.03	(117,672.80)			259,789.23														259,789.23				
<b>Supplies and Materials Expenses</b>																											
Office Supplies Expenses	5-02-03-01-0-00	1,260.44	167,489.56	168,750.00	1,260.44	167,489.56			168,750.00	168,750.00				168,750.00	168,750.00					168,750.00							
Fuel, Oil & Lubricants Expenses	5-02-03-09-0-00	183,617.76		183,617.76	183,617.76				183,617.76	107,034.12				107,034.12	63,724.56					63,724.56			76,583.64	43,309.56			
Other Supplies Expenses	5-02-03-99-0-00		380.00	380.00		380.00			380.00	380.00				380.00	359.64					359.64				20.36			
<b>Communication Expenses</b>																											
Postage and Courier Services	5-02-05-01-0-00	1,970.00		1,970.00	1,970.00				1,970.00														1,970.00				
Telephone Expenses	5-02-05-02-0-00	227,053.97		227,053.97	227,053.97				227,053.97	76,788.53				76,788.53	58,365.70					58,365.70			150,265.44	18,422.83			
Internet Expenses	5-02-05-03-0-00	29,974.10		29,974.10	29,974.10				29,974.10	19,118.00				19,118.00	17,923.12					17,923.12			10,856.10	1,194.88			
Cable, Satellite, Telegraph and Radio Expenses	5-02-05-04-0-00																										
<b>Awards/Rewards and Prizes</b>																											
Awards and Indemnities	5-02-06-01-0-00	50,000.00		50,000.00	50,000.00				50,000.00														50,000.00				

**SUMMARY OF APPROPRIATIONS, ALLOTMENTS, OBLIGATIONS, DISBURSEMENTS AND BALANCES**  
For the Quarter Ending March 31, 2015

Department : OTHER EXECUTIVE OFFICES  
 Agency : PRESIDENTIAL LEGISLATIVE LIAISON OFFICE  
 Operating Unit :  
 Organization Code : 26 035 000000  
 Funding Source Code : 101

	Current Year Appropriations
	Supplemental Appropriations
x	Continuing Appropriations

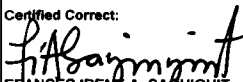
Particulars	UACS CODE	Appropriations			Allotments			Current Year Obligations					Current Year Disbursements					Balances						
		Authorized Appropriation	Adjustments (Transfer (To)/From, Realignment)	Adjusted Appropriations	Allotments Received	Adjustments (Withdrawal, Realignment)	Transfer To	Transfer From	Adjusted Total Allotments	1st Quarter ending March 31	2nd Quarter ending June 30	3rd Quarter ending Sept. 30	4th Quarter ending Dec. 31	Total	1st Quarter ending March 31	2nd Quarter ending June 30	3rd Quarter ending Sept. 30	4th Quarter ending Dec. 31	Total	Unreleased Appropriations	Unobligated Allotment	Unpaid Obligations (18-20) = (23+24)		
																						Due and Demandable	Not Yet Due and Demandable	
1	2	3	4	5=(3+4)	6	7	8	9	10=[(6+)-(7)+8+9]	11	12	13	14	15= (11+12+13+14)	16	17	18	19	20= (16+17+18+19)	21= (8-10)	22= (10-18)	23	24	
<b>Confidential, Intelligence and Extraordinary Expenses</b>																								
Extraordinary & Miscellaneous Expenses	5-02-10-03-0-00	-	-	-	-	-	-	-	-	-	-	-	-	-	-	-	-	-	-	-	-	-	-	
<b>Professional Services</b>																								
Legal Services	5-02-11-01-0-00	2,300.00	-	2,300.00	2,300.00	-	-	-	2,300.00	-	-	-	-	-	-	-	-	-	-	-	-	2,300.00	-	-
Consultancy Services	5-02-11-03-0-00	169,500.00	-	169,500.00	169,500.00	-	-	-	169,500.00	-	-	-	-	-	-	-	-	-	-	-	-	169,500.00	-	-
Other Professional Services	5-02-11-99-0-00	41,605.42	-	41,605.42	41,605.42	-	-	-	41,605.42	-	-	-	-	-	-	-	-	-	-	-	-	41,605.42	-	-
<b>General Services</b>																								
Other General Services	5-02-12-99-0-00	131,472.68	-	131,472.68	131,472.68	-	-	-	131,472.68	-	-	-	-	-	-	-	-	-	-	-	-	131,472.68	-	-
<b>Repairs and Maintenance</b>																								
Repair and Maintenance - Office Equipment	5-02-13-05-0-02	-	-	-	-	-	-	-	-	-	-	-	-	-	-	-	-	-	-	-	-	-	-	-
Repair and Maintenance - IT Equipment & Software	5-02-13-05-0-03	-	-	-	-	-	-	-	-	-	-	-	-	-	-	-	-	-	-	-	-	-	-	-
Repair and Maintenance - Communication Equipment	5-02-13-05-0-07	-	-	-	-	-	-	-	-	-	-	-	-	-	-	-	-	-	-	-	-	-	-	-
Repair and Maintenance - Motor Vehicles	5-02-13-06-0-01	-	1,045.00	1,045.00	-	1,045.00	-	-	1,045.00	1,795.00	-	-	-	1,795.00	965.00	-	-	-	965.00	-	(750.00)	810.00	-	-
Repair and Maintenance - Furniture & Fixtures	5-02-13-07-0-00	8,000.00	(8,000.00)	-	8,000.00	(8,000.00)	-	-	-	-	-	-	-	-	-	-	-	-	-	-	-	-	-	-
<b>Taxes, Insurance Premiums and Other Fees</b>																								
Taxes, Duties & Licenses	5-02-15-01-0-01	9,980.14	(9,980.14)	-	9,980.14	(9,980.14)	-	-	-	-	-	-	-	-	-	-	-	-	-	-	-	-	-	-
Fidelity Bond Premiums	5-02-15-02-0-00	-	-	-	-	-	-	-	-	-	-	-	-	-	-	-	-	-	-	-	-	-	-	-
Insurance Expenses	5-02-15-03-0-00	33,261.62	(33,261.62)	-	33,261.62	(33,261.62)	-	-	-	-	-	-	-	-	-	-	-	-	-	-	-	-	-	-
<b>Other Maintenance and Operating Expenses</b>																								
Representation Expenses	5-02-99-03-0-00	-	-	-	-	-	-	-	-	-	-	-	-	-	-	-	-	-	-	-	-	-	-	-
Rent Expenses	5-02-99-05-0-04	-	-	-	-	-	-	-	-	-	-	-	-	-	-	-	-	-	-	-	-	-	-	-
Subscription Expenses	5-02-99-07-0-00	-	-	-	-	-	-	-	-	-	-	-	-	-	-	-	-	-	-	-	-	-	-	-
Donations	5-02-99-08-0-00	-	-	-	-	-	-	-	-	-	-	-	-	-	-	-	-	-	-	-	-	-	-	-
Other MOOE	5-02-99-99-0-99	-	-	-	-	-	-	-	-	-	-	-	-	-	-	-	-	-	-	-	-	-	-	-
<b>Capital Outlays</b>																								
<b>Machinery and Equipment</b>																								
Office Equipment	5-06-04-05-0-02	-	-	-	-	-	-	-	-	-	-	-	-	-	-	-	-	-	-	-	-	-	-	-
ICT Equipment	5-06-04-05-0-07	-	-	-	-	-	-	-	-	-	-	-	-	-	-	-	-	-	-	-	-	-	-	-
Communication Equipment	5-06-04-06-0-01	-	-	-	-	-	-	-	-	-	-	-	-	-	-	-	-	-	-	-	-	-	-	-
<b>Transportation Equipment</b>																								
Motor Vehicles	5-06-04-07-0-01	-	-	-	-	-	-	-	-	-	-	-	-	-	-	-	-	-	-	-	-	-	-	-
<b>Furniture, Fixtures and Books</b>																								
Furniture & Fixtures	5-06-04-07-0-01	-	-	-	-	-	-	-	-	-	-	-	-	-	-	-	-	-	-	-	-	-	-	-
<b>Sub-total, Agency Specific Budget</b>		<b>1,267,458.16</b>	<b>(0.00)</b>	<b>1,267,458.16</b>	<b>1,267,458.16</b>	<b>(0.00)</b>			<b>1,267,458.16</b>	<b>373,865.65</b>				<b>373,865.65</b>	<b>310,108.02</b>							<b>893,592.51</b>	<b>63,757.63</b>	
PS		-	-	-	-	-	-	-	-	-	-	-	-	-	-	-	-	-	-	-	-	-	-	-
MOOE		1,267,458.16	(0.00)	1,267,458.16	1,267,458.16	(0.00)			1,267,458.16	373,865.65				373,865.65	310,108.02							893,592.51	63,757.63	
CO		-	-	-	-	-	-	-	-	-	-	-	-	-	-	-	-	-	-	-	-	-	-	-


**SUMMARY OF APPROPRIATIONS, ALLOTMENTS, OBLIGATIONS, DISBURSEMENTS AND BALANCES**  
For the Quarter Ending March 31, 2015


Department : OTHER EXECUTIVE OFFICES  
 Agency : **PRESIDENTIAL LEGISLATIVE LIAISON OFFICE**  
 Operating Unit :  
 Organization Code : 26 035 000000  
 Funding Source Code : 101

	Current Year Appropriations
	Supplemental Appropriations
x	Continuing Appropriations

Particulars	UACS CODE	Appropriations			Allotments				Current Year Obligations					Current Year Disbursements					Balances					
		Authorized Appropriation	Adjustments (Transfer (To)/From, Realignment)	Adjusted Appropriations	Allotments Received	Adjustments (Withdrawal, Realignment)	Transfer To	Transfer From	Adjusted Total Allotments	1st Quarter ending March 31	2nd Quarter ending June 30	3rd Quarter ending Sept. 30	4th Quarter ending Dec. 31	Total	1st Quarter ending March 31	2nd Quarter ending June 30	3rd Quarter ending Sept. 30	4th Quarter ending Dec. 31	Total	Unreleased Appropriations	Unobligated Allotment	Unpaid Obligations (15-20) = (23+24)		
																						Due and Demandable	Not Yet Due and Demandable	
1	2	3	4	5=(3+4)	6	7	8	9	10=([6]+[-]7)+8+9	11	12	13	14	15= (11+12+13+14)	16	17	18	19	20= (16+17+18+19)	21= (5-10)	22= (10-15)	23	24	
<b>B. AUTOMATIC APPROPRIATIONS</b>	01 1 04 102																							
Retirement & Life Insurance Premiums	5-01-03-01-0-00																							
<b>Sub-total, Automatic Appropriations</b>																								
<b>C. SPECIAL PURPOSE FUNDS</b>																								
Miscellaneous Personnel Benefit Fund																								
<b>Sub-total, Special Purpose Fund</b>																								
<b>GRAND TOTAL</b>		1,267,458.16	(0.00)	1,267,458.16	1,267,458.16	(0.00)			1,267,458.16	373,865.65				373,865.65	310,108.02				310,108.02		893,592.51	63,757.63		

Certified Correct:  
  
 FRANCES IRENE A. SABUIGUIT  
 Administrative Officer V (Budget Officer)  
 Date: 01-April-2015

Certified Correct:  
  
 PATRICIA A. DEKIT  
 DLL Acting Chief Accountant  
 Date:

Recommending Approval:  
  
 JOSELYN M. LINGA  
 Chief Administrative Officer  
 Date:

Approved By:  
  
 SEC. MANUEL N. MAMBA, MD  
 Presidential Adviser on Legislative Affairs and Head, PLLO  
 Date: