


Particulars	UACS CODE	Appropriation			Allotments				Current Year Obligations				Current Year Disbursements				Balances							
		Authorized Appropriation	Adjustments (Transfer To)/From, Realignment	Adjusted Appropriations	Allotments Received	Adjustments (Withdrawal, Realignment)	Transfer To	Transfer From	Adjusted Total Allotments	1st Quarter Ending March 31	2nd Quarter Ending June 30	3rd Quarter Ending Sept. 30	4th Quarter Ending Dec. 31	Total	1st Quarter Ending March 31	2nd Quarter Ending June 30	3rd Quarter Ending Sept. 30	4th Quarter Ending Dec. 31	Total	Unreleased Appropriations	Unobligated Allotment	Unpaid Obligations (15-20) = (23+24)		
																						Due and Demandable	Not Yet Due and Demandable	
1	2	3	4	5=(3+4)	6	7	8	9	10=(8+1-7)+4+9	11	12	13	14	15=(11+12+13+14)	16	17	18	19	20=(16+17+18+19)	21=(5-10)	22=(10-19)	23	24	
Terminal Leave Benefits	5010403000		646,832.00	646,832.00	646,832.00				646,832.00			646,831.74		646,831.74			646,831.74		646,831.74			.26		
Terminal Leave Benefits - Civilian	5010403001		646,832.00	646,832.00	646,832.00				646,832.00			646,831.74		646,831.74			646,831.74		646,831.74			.26		
GRAND TOTAL																								
Grand Total		52,629,000.00	20,005,067.96	72,634,067.96	72,228,832.00	405,235.96			72,634,067.96	12,665,953.44	17,139,189.08	19,956,523.18		49,781,665.70	10,783,061.52	14,968,443.21	22,960,169.48		48,711,674.21		22,852,402.26	1,069,991.49		

Certified Correct:


Saguiguit, Frances Ifene

Agency Budget Officer

Date: 10/Jan/2018


Certified Correct:


Dekit, Patricia

Agency Chief Accountant

Date:


Recommended By:


Lings, Josielyn

Director, FMS

Date: 10/Jan/2018

Approved By:


Sito, Adelino

Head of Agency or Authorized Representative

Date: 11/Jan/2018

This report was generated using the Unified Reporting System on 11/01/2018 09:20

SUMMARY OF APPROPRIATIONS, ALLOTMENTS, OBLIGATIONS AND BALANCES BY OBJECT OF EXPENDITURES

As of the Quarter Ending September 30, 2017

Department: Other Executive Offices

Authorization: 02 - Continuing Appropriations

Agency: Presidential Legislative Liaison Office

Report Status: SUBMITTED

Operating Unit: N/A

Organization Code (UACS): 26035000000

Fund Cluster: 01 - Regular Agency Fund

Table with columns: Particulars, UACS CODE, Appropriation, Allotments, Current Year Obligations, Current Year Disbursements, Balances. Includes sub-totals for Agency Specific Budget and various expense categories like Traveling Expenses, Training, and Office Supplies.

Handwritten signature or initials.

Particulars	UACS CODE	Appropriation			Allotments						Current Year Obligations					Current Year Disbursements					Balances			
		Authorized Appropriation	Adjustments (Transfer To)/From, Realignment)	Adjusted Appropriations	Allotments Received	Adjustments (Withdrawal, Realignment)	Transfer To	Transfer From	Adjusted Total Allotments	1st Quarter	2nd Quarter	3rd Quarter	4th Quarter	Total	1st Quarter	2nd Quarter	3rd Quarter	4th Quarter	Total	Unreleased Appropriations	Unobligated Allotment	Unpaid Obligations (15-20) = (23+24)		
										Ending March 31	Ending June 30	Ending Sept. 30	Ending Dec. 31		Ending March 31	Ending June 30	Ending Sept. 30	Ending Dec. 31				Due and Demandable	Not Yet Due and Demandable	
1	2	3	4	5=(3+4)	6	7	8	9	10=((8)+(7)-(8+9))	11	12	13	14	15=((11)+(12)+(13)+(14))	16	17	18	19	20=((16)+(17)+(18)+(19))	21=(5-16)	22=(10-15)	23	24	
Other General Services	5021299099	88,352.94	(30,096.92)	58,256.02	88,352.94	(30,096.92)			58,256.02	58,256.02				58,256.02	58,843.22	1,412.80			58,256.02					
Taxes, Insurance Premiums and Other Fees	5021500000	8,136.25	(8,136.25)		8,136.25	(8,136.25)																		
Taxes, Duties and Licenses	5021501000	5,551.58	(5,551.58)		5,551.58	(5,551.58)																		
Taxes, Duties and Licenses	5021501001	5,551.58	(5,551.58)		5,551.58	(5,551.58)																		
Insurance Expenses	5021503000	2,584.67	(2,584.67)		2,584.67	(2,584.67)																		
Insurance Expenses	5021503000	2,584.67	(2,584.67)		2,584.67	(2,584.67)																		
Other Maintenance and Operating Expenses	5029900000	436,673.16	1,909,866.89	2,346,540.05	436,673.16	1,909,866.89			2,346,540.05	2,334,544.61	11,995.44			2,346,540.05	2,032,206.76	306,120.29			2,338,327.05				8,213.00	
Representation Expenses	5029903000	336,969.94	1,988,071.71	2,325,041.65	336,969.94	1,988,071.71			2,325,041.65	2,313,046.21	11,995.44			2,325,041.65	2,012,340.36	304,488.29			2,316,828.65				8,213.00	
Representation Expenses	5029903000	336,969.94	1,988,071.71	2,325,041.65	336,969.94	1,988,071.71			2,325,041.65	2,313,046.21	11,995.44			2,325,041.65	2,012,340.36	304,488.29			2,316,828.65				8,213.00	
Rent/Lease Expenses	5029905000	70,897.22	(52,618.82)	18,278.40	70,897.22	(52,618.82)			18,278.40	18,278.40				18,278.40	16,646.40	1,632.00			18,278.40					
Rents - Building and Structures	5029905001	70,897.22	(52,618.82)	18,278.40	70,897.22	(52,618.82)			18,278.40	18,278.40				18,278.40	16,646.40	1,632.00			18,278.40					
Subscription Expenses	5029907000	28,806.00	(25,586.00)	3,220.00	28,806.00	(25,586.00)			3,220.00	3,220.00				3,220.00	3,220.00				3,220.00					
Other Subscription Expenses	5029907099	28,806.00	(25,586.00)	3,220.00	28,806.00	(25,586.00)			3,220.00	3,220.00				3,220.00	3,220.00				3,220.00					
Capital Outlays		2,897,873.80		2,897,873.80	2,897,873.80				2,897,873.80	1,346,694.64	138,028.80	1,357,077.50		2,841,800.94	1,242,029.26	204,349.70	1,015,068.10		2,461,447.06	56,072.86	9,011.80	371,342.08		
Property, Plant and Equipment Outlay	5060400000	2,897,873.80		2,897,873.80	2,897,873.80				2,897,873.80	1,346,694.64	138,028.80	1,357,077.50		2,841,800.94	1,242,029.26	204,349.70	1,015,068.10		2,461,447.06	56,072.86	9,011.80	371,342.08		
Machinery and Equipment Outlay	5060405000	695,893.80	179,000.00	874,893.80	695,893.80	179,000.00			874,893.80	108,350.16	138,028.80	580,670.00		827,048.96	106,314.98	140,063.98	571,658.20		818,037.16	47,844.84	9,011.80			
Office Equipment	5060405002	59,000.00	179,000.00	238,000.00	59,000.00	179,000.00			238,000.00			199,000.00		199,000.00		199,000.00			199,000.00	39,000.00				
Information and Communication Technology Equipment	5060405003	546,432.80		546,432.80	546,432.80				546,432.80	70,360.16	138,028.80	334,650.00		543,038.96	70,360.16	138,028.80	328,157.13		536,546.09	3,393.84	6,492.87			
Communication Equipment	5060405007	90,461.00		90,461.00	90,461.00				90,461.00	37,990.00	47,020.00			85,010.00	35,954.82	2,035.18	44,501.07		82,491.07	5,451.00	2,518.93			
Transportation Equipment Outlay	5060406000	1,200,000.00		1,200,000.00	1,200,000.00				1,200,000.00	1,200,000.00				1,200,000.00	1,135,714.28	64,285.72			1,200,000.00					
Motor Vehicles	5060406001	1,200,000.00		1,200,000.00	1,200,000.00				1,200,000.00	1,200,000.00				1,200,000.00	1,135,714.28	64,285.72			1,200,000.00					
Furniture, Fixtures and Books Outlay	5060407000	1,001,980.00	(179,000.00)	822,980.00	1,001,980.00	(179,000.00)			822,980.00	38,344.48		776,407.50		814,751.98			443,409.90		443,409.90	8,228.02		371,342.08		
Furniture and Fixtures	5060407001	1,001,980.00	(179,000.00)	822,980.00	1,001,980.00	(179,000.00)			822,980.00	38,344.48		776,407.50		814,751.98			443,409.90		443,409.90	8,228.02		371,342.08		
GRAND TOTAL		6,558,077.55		6,558,077.55	6,558,077.55				6,558,077.55	4,550,630.23	594,296.96	1,357,077.50		6,502,004.69	4,110,527.17	959,226.12	1,024,924.04		6,094,677.33	56,072.86	35,985.28	371,342.08		

Certified Correct:


Saiguiguit, Frances Irene

Agency Budget Officer

Date: 10/Jan/2018


Certified Correct:


Dekit, Patricia

Agency Chief Accountant

Date:


Recommended By:


Linga, Joselyn

Director, FMS

Date: 10/Jan/2018

Approved By:


Sityo, Abelino

Head of Agency or Authorized Representative

Date: 11/Jan/2018