

SUMMARY OF APPROPRIATIONS, ALLOTMENTS, OBLIGATIONS, DISBURSEMENTS AND BALANCES BY OBJECT OF EXPENDITURES

As at the Quarter Ending June 30, 2022

Department :Other Executive Offices
Agency :Presidential Legislative Liaison Office
Operating Unit :< not applicable >
Organization Code (UACS) :26 035 000000
Fund Cluster :01 Regular Agency Fund
(e.g. UACS Fund Cluster: 01-Regular Agency Fund, 02-Foreign Assisted Projects Fund, 03-Special Account-Locally Funded/Domestic Grants Fund, and 04-Special Account-Foreign Assisted/Foreign Grants Fund)

Legend table with columns: X, Current Year Appropriations; Supplemental Appropriations; Continuing Appropriations

Main data table with columns: Particulars, UACS CODE, Appropriations, Allotments, Adjustments, Obligations, Disbursements, Balances. Includes rows for Personal Services, Salary and Wages, Travel Expenses, etc.

This report was generated using the Unified Reporting System on 14/09/2022 16:00 version:FARIA.2.5 Status: SUBMITTED




Department : Other Executive Offices  
 Agency : Presidential Legislative Liaison Office  
 Operating Unit : < not applicable >  
 Organization Code (UACS) : 26 035 0000000  
 Fund Cluster : 01 Regular Agency Fund

X	Current Year Appropriations
	Supplemental Appropriations
	Continuing Appropriations

(e.g. UACS Fund Cluster: 01-Regular Agency Fund, 02-Foreign Assisted Projects Fund, 03-Special Account-Locally Funded/Domestic Grants Fund, and 04-Special Account-Foreign Assisted/Foreign Grants Fund)

Particulars	UACS CODE	Appropriations			Allotments				Obligations				Disbursements				Balances							
		Authorized Appropriations	Adjustments (Transfer To/From, Modifications/ Augmentations)	Adjusted Appropriations	Allotments Received	Adjustments (Reductions, Modifications/ Augmentations)	Transfer To	Transfer From	Adjusted Allotments	1st Quarter Ending March 31	2nd Quarter Ending June 30	3rd Quarter Ending Sept. 30	4th Quarter Ending Dec. 31	TOTAL	1st Quarter Ending March 31	2nd Quarter Ending June 30	3rd Quarter Ending Sept. 30	4th Quarter Ending Dec. 31	TOTAL	Unreleased Appropriations	Unobligated Allotments	Unpaid Obligations (15-20)+(23+24)		
		3	4	5=(3+4)	6	7	8	9	10=(6+7)-9	11	12	13	14	15=(11+12+13+14)	16	17	18	19	20=(16+17+18+19)	21=(5-10)	22=(16-15)	23	24	
Future and Futures	505547091	195,000.00	0.00	195,000.00	195,000.00	0.00	0.00	0.00	195,000.00	0.00	0.00	0.00	0.00	0.00	0.00	0.00	0.00	0.00	0.00	0.00	195,000.00	0.00	0.00	0.00
B AUTOMATIC APPROPRIATIONS		5,549,000.00	0.00	5,549,000.00	5,549,000.00	0.00	0.00	0.00	5,549,000.00	1,012,168.64	1,524,777.18	0.00	0.00	2,616,945.82	662,725.26	1,934,219.76	0.00	0.00	2,616,945.82	0.00	2,612,054.18	0.00	0.00	0.00
Retirement and Life Insurance Premiums		5,549,000.00	0.00	5,549,000.00	5,549,000.00	0.00	0.00	0.00	5,549,000.00	1,022,168.64	1,524,777.18	0.00	0.00	2,616,945.82	642,725.26	1,934,219.76	0.00	0.00	2,616,945.82	0.00	2,612,054.18	0.00	0.00	0.00
<b>GRAND TOTAL</b>		<b>125,581,000.00</b>	<b>0.00</b>	<b>125,581,000.00</b>	<b>125,581,000.00</b>	<b>0.00</b>	<b>0.00</b>	<b>0.00</b>	<b>125,581,000.00</b>	<b>19,207,616.32</b>	<b>26,152,255.15</b>	<b>0.00</b>	<b>0.00</b>	<b>45,999,890.65</b>	<b>16,192,259.52</b>	<b>27,151,451.51</b>	<b>0.00</b>	<b>0.00</b>	<b>41,263,713.43</b>	<b>0.00</b>	<b>76,991,109.22</b>	<b>2,136,177.52</b>	<b>0.00</b>	<b>0.00</b>

Certified Correct:   
 ARNEL JAY A. AVILA  
 Administrative Officer III/Acting Budget Officer  
 Date: 2022-09-14 13:45:03

Certified Correct:  
 FRANCES IRENE A. SAGUIGUIT  
 Administrative Officer VI/Acting Budget Officer  
 Date: 2022-09-14 13:45:03

Recommending Approval:  
 PATRICIA A. DEKIT  
 DLLSI/Acting Chief Accountant/Officer-in-Charge, AFMD  
 Date: 2022-09-14 13:48:21

Approved By:  
 IRENE Y. FORTUNADO  
 Officer-in-Charge, PLLO  
 Date: 2022-09-14 14:15:56

**SUMMARY OF APPROPRIATIONS, ALLOTMENTS, OBLIGATIONS, DISBURSEMENTS AND BALANCES BY OBJECT OF EXPENDITURES**  
As at the Quarter Ending June 30, 2022

Department: Other Executive Offices  
 Agency/Entity: Presidential Legislative Liaison Office  
 Operating Unit: < not applicable >  
 Organization Code (UACS): 26 035 000000  
 Fund Cluster: 01 Regular Agency Fund  
 (e.g. UACS Fund Cluster: 01-Regular Agency Fund, 02-Foreign Assisted Projects Fund, 03-Special Account-Locally Funded/Domestic Grants Fund, and 04-Special Account-Foreign Assisted/Foreign Grants Fund)

	Current Year Appropriations
	Supplemental Appropriations
X	Continuing Appropriations

Particulars	UACS CODE	Appropriations							Obligations							Disbursements					Balances			
		Authorized Appropriations	Adjustments (Transfer To/From, Modifications/ Augmentations)	Adjusted Appropriations	Allotments Received	Adjustments (Reductions, Modifications/ Augmentations)	Transfer To	Transfer From	Adjusted Allotments	1st Quarter Ending March 31	2nd Quarter Ending June 30	3rd Quarter Ending Sept. 30	4th Quarter Ending Dec. 31	TOTAL	1st Quarter Ending March 31	2nd Quarter Ending June 30	3rd Quarter Ending Sept. 30	4th Quarter Ending Dec. 31	TOTAL	Unreleased Appropriations	Unobligated Allotments	Unpaid Obligations (15-20)-(23+24)		
																						Due and Demandable	Not Yet Due and Demandable	
1	2	3	4	5=(3+4)	6	7	8	9	10=[(4-7)+ (8-9)]	11	12	13	14	15=(11+12+13+14)	16	17	18	19	20=(15+16+17+18+19)	21=(5-10)	22=(16-18)	23	24	
SUMMARY		7,418,451.56	0.00	7,418,451.56	7,418,451.56	0.00	0.00	0.00	7,418,451.56	2,341,205.69	1,270,365.35	0.00	0.00	3,651,571.04	1,915,025.62	1,721,462.17	0.00	0.00	2,736,487.79	0.00	3,650,665.52	915,105.25	0.00	0.00
1 CONTINUING APPROPRIATIONS		7,418,451.56	0.00	7,418,451.56	7,418,451.56	0.00	0.00	0.00	7,418,451.56	2,341,205.69	1,270,365.35	0.00	0.00	3,651,571.04	1,915,025.62	1,721,462.17	0.00	0.00	2,736,487.79	0.00	3,650,665.52	915,105.25	0.00	0.00
1 Agency Special Budget		7,418,451.56	0.00	7,418,451.56	7,418,451.56	0.00	0.00	0.00	7,418,451.56	2,341,205.69	1,270,365.35	0.00	0.00	3,651,571.04	1,915,025.62	1,721,462.17	0.00	0.00	2,736,487.79	0.00	3,650,665.52	915,105.25	0.00	0.00
Maintenance and Other Operating Expenses		4,752,810.64	0.00	4,752,810.64	4,752,810.64	0.00	0.00	0.00	4,752,810.64	1,452,476.68	750,345.35	0.00	0.00	2,202,822.03	1,205,025.42	1,098,652.83	0.00	0.00	2,303,678.25	0.00	4,752,810.64	912,654.51	0.00	0.00
Traveling Expenses	580300000	539,562.06	(11,670.83)	527,891.23	527,891.23	(11,952.63)	0.00	0.00	527,891.23	0.00	277,724.80	0.00	0.00	277,724.80	0.00	277,532.82	0.00	0.00	277,532.82	0.00	539,562.06	154.03	0.00	0.00
Traveling Expenses-Local	580400000	528,562.06	(11,670.83)	516,891.23	516,891.23	(11,952.63)	0.00	0.00	516,891.23	0.00	277,724.80	0.00	0.00	277,724.80	0.00	277,532.82	0.00	0.00	277,532.82	0.00	528,562.06	154.03	0.00	0.00
Supplies and Materials Expenses	580200000	397,643.33	15,852.38	413,495.71	397,643.33	15,852.38	0.00	0.00	413,495.71	183,870.43	21,252.49	0.00	0.00	125,131.34	9,551.23	113,579.63	0.00	0.00	125,131.34	0.00	397,643.33	4,069.20	0.00	0.00
Office Supplies Expenses	580501000	397,643.33	(139,181.76)	258,461.57	397,643.33	(139,181.76)	0.00	0.00	258,461.57	2,532.00	0.00	0.00	0.00	2,532.00	2,532.00	0.00	0.00	2,532.00	0.00	397,643.33	0.00	0.00	0.00	0.00
Supplies Expenses	580501000	397,643.33	15,852.38	413,495.71	397,643.33	15,852.38	0.00	0.00	413,495.71	2,532.00	0.00	0.00	0.00	2,532.00	2,532.00	0.00	0.00	2,532.00	0.00	397,643.33	0.00	0.00	0.00	0.00
Fuel, Oil and Lubricants Expenses	580505000	0.00	0.00	0.00	0.00	0.00	0.00	0.00	0.00	0.00	0.00	0.00	0.00	0.00	0.00	0.00	0.00	0.00	0.00	0.00	0.00	0.00	0.00	0.00
Other Supplies and Materials Expenses	580506000	0.00	0.00	0.00	0.00	0.00	0.00	0.00	0.00	0.00	0.00	0.00	0.00	0.00	0.00	0.00	0.00	0.00	0.00	0.00	0.00	0.00	0.00	0.00
Utility Expenses	580400000	0.00	43,558.73	43,558.73	0.00	43,558.73	0.00	0.00	43,558.73	0.00	0.00	0.00	0.00	43,558.73	43,558.73	2,696.00	0.00	0.00	43,558.73	0.00	0.00	0.00	0.00	0.00
Electricity Expenses	580402000	0.00	43,558.73	43,558.73	0.00	43,558.73	0.00	0.00	43,558.73	0.00	0.00	0.00	0.00	43,558.73	43,558.73	2,696.00	0.00	0.00	43,558.73	0.00	0.00	0.00	0.00	0.00
Communication Expenses	580500000	429,384.81	(116,883.62)	312,501.19	429,384.81	(116,883.62)	0.00	0.00	312,501.19	45,353.54	297,143.22	0.00	0.00	312,493.81	21,453.39	290,970.22	0.00	0.00	312,493.81	0.00	429,384.81	10,855.62	0.00	0.00
Postage and Courier Services	580501000	17,693.00	(17,693.00)	0.00	0.00	0.00	0.00	0.00	0.00	0.00	0.00	0.00	0.00	0.00	0.00	0.00	0.00	0.00	0.00	0.00	0.00	0.00	0.00	0.00
Telephone Expenses	580502000	222,053.41	(52,217.24)	169,836.17	222,053.41	(52,217.24)	0.00	0.00	169,836.17	42,450.42	120,379.57	0.00	0.00	169,836.17	16,556.45	153,279.72	0.00	0.00	169,836.17	0.00	222,053.41	0.00	0.00	0.00
Mobile	580502001	134,053.41	0.00	134,053.41	134,053.41	0.00	0.00	0.00	134,053.41	42,450.42	91,593.81	0.00	0.00	134,053.41	16,556.45	117,496.96	0.00	0.00	134,053.41	0.00	134,053.41	0.00	0.00	0.00
Landline	580502002	118,000.00	(52,217.24)	65,782.76	118,000.00	(52,217.24)	0.00	0.00	65,782.76	0.00	28,785.76	0.00	0.00	65,782.76	0.00	35,782.76	0.00	0.00	65,782.76	0.00	118,000.00	0.00	0.00	0.00
Internet Subscription Expenses	580502000	159,643.00	0.00	159,643.00	159,643.00	0.00	0.00	0.00	159,643.00	4,266.99	154,742.21	0.00	0.00	159,643.00	4,266.99	149,887.99	0.00	0.00	159,643.00	0.00	159,643.00	0.00	0.00	0.00
Cable, Satellite, Telegraph and Radio Expenses	580504000	0.00	3,020.64	3,020.64	0.00	3,020.64	0.00	0.00	3,020.64	0.00	3,020.64	0.00	0.00	3,020.64	0.00	3,020.64	0.00	0.00	3,020.64	0.00	0.00	0.00	0.00	0.00
Confidential, Intelligence and Extrordinary Expenses	581100000	254,200.00	(264,200.00)	0.00	254,200.00	(264,200.00)	0.00	0.00	0.00	0.00	0.00	0.00	0.00	0.00	0.00	0.00	0.00	0.00	0.00	0.00	0.00	0.00	0.00	0.00
Extrordinary and Miscellaneous Expenses	581100000	254,200.00	(264,200.00)	0.00	254,200.00	(264,200.00)	0.00	0.00	0.00	0.00	0.00	0.00	0.00	0.00	0.00	0.00	0.00	0.00	0.00	0.00	0.00	0.00	0.00	0.00
Professional Services	581100000	44,338.34	0.00	44,338.34	44,338.34	0.00	0.00	0.00	44,338.34	8,339.65	32,799.24	0.00	0.00	33,129.29	8,339.65	24,789.64	0.00	0.00	33,129.29	0.00	44,338.34	0.00	0.00	0.00
Legal Services	581101000	2,610.00	0.00	2,610.00	2,610.00	0.00	0.00	0.00	2,610.00	0.00	0.00	0.00	0.00	2,610.00	2,610.00	0.00	0.00	2,610.00	0.00	2,610.00	0.00	0.00	0.00	
Other Professional Services	581109000	41,728.34	0.00	41,728.34	41,728.34	0.00	0.00	0.00	41,728.34	8,339.65	32,799.24	0.00	0.00	33,129.29	8,339.65	24,789.64	0.00	0.00	33,129.29	0.00	41,728.34	0.00	0.00	0.00
General Services	581120000	0.00	0.00	0.00	0.00	0.00	0.00	0.00	0.00	0.00	0.00	0.00	0.00	0.00	0.00	0.00	0.00	0.00	0.00	0.00	0.00	0.00	0.00	0.00
Other General Services	581120000	0.00	0.00	0.00	0.00	0.00	0.00	0.00	0.00	0.00	0.00	0.00	0.00	0.00	0.00	0.00	0.00	0.00	0.00	0.00	0.00	0.00	0.00	0.00

This report was generated using the Unified Reporting System on nvl version: FARA.1.1 ; Status: SUBMITTED

Department: Other Executive Offices  
 Agency/Entity: Presidential Legislative Liaison Office  
 Operating Unit: < not applicable >  
 Organization Code (UACS): 26 035 000000  
 Fund Cluster: 01 Regular Agency Fund  
 (e.g. UACS Fund Cluster: 01-Regular Agency Fund, 02-Foreign Assisted Projects Fund, 03-Special Account-Locally Funded/Domestic Grants Fund, and 04-Special Account-Foreign Assisted/Foreign Grants Fund)

	Current Year Appropriations
	Supplemental Appropriations
X	Continuing Appropriations

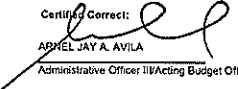
Particulars	UACS CODE	Appropriations			Allotments						Obligations					Disbursements					Balances			
		Authorized Appropriations	Adjustments (Transfer To/From, Modifications/ Augmentations)	Adjusted Appropriations	Allotments Received	Adjustments (Reductions, Modifications/ Augmentations)	Transfer To	Transfer From	Adjusted Allotments	1st Quarter Ending March 31	2nd Quarter Ending June 30	3rd Quarter Ending Sept 30	4th Quarter Ending Dec 31	TOTAL	1st Quarter Ending March 31	2nd Quarter Ending June 30	3rd Quarter Ending Sept 30	4th Quarter Ending Dec 31	TOTAL	Unreleased Appropriations	Unobligated Allotments	Unpaid Obligations (15+19)-(22+24)		
1	2	3	4	5=(3+4)	6	7	8	9	10=[(6+(7+8+9))	11	12	13	14	15=(11+12+13+14)	16	17	18	19	20=(16+17+18+19)	21=(5-10)	22=(6-15)	23	24	
Other General Services	502120209	0.00	59,473.67	59,473.67	0.00	59,473.67	0.00	0.00	59,473.67	0.00	59,473.67	0.00	0.00	59,473.67	0.00	59,473.67	0.00	0.00	59,473.67	0.00	0.00	0.00	0.00	
Repairs and Maintenance	502130209	444,000.00	(31,372.54)	412,627.46	444,000.00	(31,372.54)	0.00	0.00	412,627.46	123,368.00	213,349.00	0.00	0.00	144,220.00	0.00	64,411.62	0.00	0.00	64,411.62	0.00	269,007.51	80,314.38	0.00	
Repairs and Maintenance - Machinery and Equipment	502130209	29,000.00	16,350.00	45,350.00	29,000.00	16,350.00	0.00	0.00	45,350.00	44,350.00	0.00	0.00	0.00	44,350.00	0.00	44,350.00	0.00	0.00	44,350.00	0.00	0.00	0.00	0.00	
Office Equipment	502130202	20,000.00	24,250.00	44,250.00	20,000.00	24,250.00	0.00	0.00	44,250.00	44,250.00	0.00	0.00	0.00	44,250.00	0.00	44,250.00	0.00	0.00	44,250.00	0.00	0.00	0.00	0.00	
Information and Communication Technology Equipment	502130203	4,000.00	(4,000.00)	0.00	4,000.00	(4,000.00)	0.00	0.00	0.00	0.00	0.00	0.00	0.00	0.00	0.00	0.00	0.00	0.00	0.00	0.00	0.00	0.00	0.00	
Communication Equipment	502130207	4,000.00	(4,000.00)	0.00	4,000.00	(4,000.00)	0.00	0.00	0.00	0.00	0.00	0.00	0.00	0.00	0.00	0.00	0.00	0.00	0.00	0.00	0.00	0.00	0.00	
Repairs and Maintenance - Transportation Equipment	502130209	426,641.95	(36,262.54)	390,379.41	426,641.95	(36,262.54)	0.00	0.00	390,379.41	78,039.00	173,419.00	0.00	0.00	103,378.00	0.00	20,961.63	0.00	0.00	20,961.63	0.00	269,007.51	80,314.38	0.00	
Motor Vehicles	502130209	426,641.95	(36,262.54)	390,379.41	426,641.95	(36,262.54)	0.00	0.00	390,379.41	78,039.00	173,419.00	0.00	0.00	103,378.00	0.00	20,961.63	0.00	0.00	20,961.63	0.00	269,007.51	80,314.38	0.00	
Repairs and Maintenance - Semi-Expendable Furniture	502130209	9,350.00	(9,350.00)	0.00	9,350.00	(9,350.00)	0.00	0.00	0.00	0.00	0.00	0.00	0.00	0.00	0.00	0.00	0.00	0.00	0.00	0.00	0.00	0.00	0.00	
Furniture and Fixtures	502130201	9,350.00	(9,350.00)	0.00	9,350.00	(9,350.00)	0.00	0.00	0.00	0.00	0.00	0.00	0.00	0.00	0.00	0.00	0.00	0.00	0.00	0.00	0.00	0.00	0.00	
Other Maintenance and Operating Expenses	502990209	4,631,327.41	(29,311.94)	4,602,015.47	4,631,327.41	(29,311.94)	0.00	0.00	4,602,015.47	1,931,637.47	2,534,837.00	0.00	0.00	2,145,320.64	934,820.00	458,468.00	0.00	0.00	1,373,288.00	0.00	2,416,679.42	812,644.42	0.00	
Representation Expenses	502990209	4,439,199.15	(12,256.87)	4,426,942.28	4,439,199.15	(12,256.87)	0.00	0.00	4,426,942.28	4,488,534.48	1,804,631.00	0.00	0.00	2,673,913.48	855,022.00	399,458.00	0.00	0.00	1,244,393.48	0.00	2,416,679.42	775,733.18	0.00	
Travel Expenses	502990209	15,176.32	71,844.83	87,021.15	15,176.32	71,844.83	0.00	0.00	87,021.15	87,021.15	64,544.32	0.00	0.00	87,021.15	0.00	0.00	0.00	0.00	87,021.15	0.00	0.00	0.00	0.00	
Rents - Building and Structures	502990201	2,573.03	0.00	2,573.03	2,573.03	0.00	0.00	0.00	2,573.03	0.00	0.00	0.00	0.00	2,573.03	0.00	2,573.03	0.00	0.00	2,573.03	0.00	0.00	0.00	0.00	
Rents - Equipment	502990204	12,681.21	71,844.83	84,526.04	12,681.21	71,844.83	0.00	0.00	84,526.04	22,432.03	42,912.21	0.00	0.00	65,344.24	13,027.34	34,607.20	0.00	0.00	48,184.54	0.00	0.00	0.00	0.00	
Subscription Expenses	502990203	16,951.04	(16,951.04)	0.00	16,951.04	(16,951.04)	0.00	0.00	0.00	0.00	0.00	0.00	0.00	0.00	0.00	0.00	0.00	0.00	0.00	0.00	0.00	0.00	0.00	
Other Subscription Expenses	502990209	16,951.04	(16,951.04)	0.00	16,951.04	(16,951.04)	0.00	0.00	0.00	0.00	0.00	0.00	0.00	0.00	0.00	0.00	0.00	0.00	0.00	0.00	0.00	0.00	0.00	
Duplications	502990209	100,000.00	(100,000.00)	0.00	100,000.00	(100,000.00)	0.00	0.00	0.00	0.00	0.00	0.00	0.00	0.00	0.00	0.00	0.00	0.00	0.00	0.00	0.00	0.00	0.00	
Other Maintenance and Operating Expenses	502990202	0.00	26,000.00	26,000.00	0.00	26,000.00	0.00	0.00	26,000.00	24,000.00	0.00	0.00	0.00	24,000.00	0.00	0.00	0.00	0.00	24,000.00	0.00	0.00	0.00	0.00	
Capital	707180209	0.00	707,980.84	707,980.84	0.00	707,980.84	0.00	0.00	707,980.84	124,950.00	0.00	0.00	0.00	124,950.00	0.00	42,554.28	0.00	0.00	124,950.00	0.00	162,465.69	2,410.70	0.00	
Library - Plant and Equipment Outlay	500400209	0.00	707,980.84	707,980.84	0.00	707,980.84	0.00	0.00	707,980.84	124,950.00	0.00	0.00	0.00	124,950.00	0.00	42,554.28	0.00	0.00	124,950.00	0.00	162,465.69	2,410.70	0.00	
Machinery and Equipment Outlay	505040209	209,840.00	138,028.84	347,868.84	209,840.00	138,028.84	0.00	0.00	347,868.84	447,800.00	79,950.00	0.00	0.00	527,750.00	0.00	79,950.00	0.00	0.00	527,750.00	0.00	361,855.88	0.00	0.00	
Office Equipment	505040202	83,000.00	63,900.84	146,900.84	83,000.00	63,900.84	0.00	0.00	146,900.84	146,900.84	79,950.00	0.00	0.00	226,850.84	0.00	79,950.00	0.00	0.00	226,850.84	0.00	43,955.88	0.00	0.00	
Information and Communication Technology Equipment	505040203	6,840.00	223,028.00	230,000.00	6,840.00	223,028.00	0.00	0.00	230,000.00	0.00	0.00	0.00	0.00	230,000.00	0.00	0.00	0.00	0.00	230,000.00	0.00	0.00	0.00	0.00	
Communication Equipment	505040207	200,000.00	(100,000.00)	100,000.00	200,000.00	(100,000.00)	0.00	0.00	100,000.00	0.00	0.00	0.00	0.00	100,000.00	0.00	0.00	0.00	0.00	100,000.00	0.00	0.00	0.00	0.00	
Transportation Equipment Outlay	505040209	300,000.00	(260,000.00)	40,000.00	300,000.00	(260,000.00)	0.00	0.00	40,000.00	0.00	0.00	0.00	0.00	40,000.00	0.00	0.00	0.00	0.00	40,000.00	0.00	0.00	0.00	0.00	
Motor Vehicles	505040201	300,000.00	(260,000.00)	40,000.00	300,000.00	(260,000.00)	0.00	0.00	40,000.00	0.00	0.00	0.00	0.00	40,000.00	0.00	0.00	0.00	0.00	40,000.00	0.00	0.00	0.00	0.00	
Furniture, Fixtures and Books Outlay	505040202	118,050.00	131,561.21	249,611.21	118,050.00	131,561.21	0.00	0.00	249,611.21	0.00	0.00	0.00	0.00	249,611.21	0.00	0.00	0.00	0.00	249,611.21	0.00	0.00	0.00	0.00	
Furniture and Fixtures	505040201	118,050.00	131,561.21	249,611.21	118,050.00	131,561.21	0.00	0.00	249,611.21	0.00	0.00	0.00	0.00	249,611.21	0.00	0.00	0.00	0.00	249,611.21	0.00	0.00	0.00	0.00	
BRAND TOTAL		7,458,451.51	0.00	7,458,451.51	7,458,451.51	0.00	0.00	0.00	7,458,451.51	2,341,205.49	1,278,362.37	0.00	0.00	3,619,567.86	1,013,025.00	1,721,448.12	0.00	0.00	2,734,473.12	0.00	1,896,862.52	915,169.22	0.00	

This report was generated using the Unified Reporting System on null version FARRIA.1.1, Status : SUBMITTED


Department: Other Executive Offices  
 Agency/Entity: Presidential Legislative Liaison Office  
 Operating Unit: < not applicable >  
 Organization Code (UACS): 26 035 000000  
 Fund Cluster: 01 Regular Agency Fund  
 (e.g. UACS Fund Cluster: 01-Regular Agency Fund, 02-Foreign Assisted Projects Fund, 03-Special Account-Locally Funded/Domestic Grants Fund, and 04-Special Account-Foreign Assisted/Foreign Grants Fund)


	Current Year Appropriations
	Supplemental Appropriations
X	Continuing Appropriations

Particulars	UACS CODE	Appropriations								Obligations				Disbursements				Balances					
		Authorized Appropriations	Adjustments (Transfer To/From, Modifications/ Augmentations)	Adjusted Appropriations	Allotments Received	Adjustments (Reductions, Modifications/ Augmentations)	Transfer To	Transfer From	Adjusted Allotments	1st Quarter Ending March 31	2nd Quarter Ending June 30	3rd Quarter Ending Sept. 30	4th Quarter Ending Dec. 31	TOTAL	1st Quarter Ending March 31	2nd Quarter Ending June 30	3rd Quarter Ending Sept. 30	4th Quarter Ending Dec. 31	TOTAL	Unreleased Appropriations	Unobligated Allotments	Unpaid Obligations (15-20)+(21+24)	
																						Due and Demandable	Not Yet Due and Demandable
1	2	3	4	5=(3+4)	6	7	8	9	10=(11+12+13+14)	11	12	13	14	15=(11+12+13+14)	16	17	18	19	20=(16+17+18+19)	21=(5-10)	22=(16-15)	23	24

Certified Correct:  
  
 APHEL JAY A. AVILA  
 Administrative Officer III/Acting Budget Officer  
 Date: 2022-09-14 13:45:03

Certified Correct:  
 FRANCES IRENE A. SAGUIGUIT  
 Administrative Officer VI/Acting Budget Officer  
 Date: 2022-09-14 13:45:03

Recommending Approval:  
  
 PATRICIA N. DEKIT  
 DLLS/Acting Chief Accountant/Officer-in-Charge, AFMD  
 Date: 2022-09-14 13:48:21

Approved By:  
  
 IRENE T. AFONSO  
 Officer-in-Charge, PLLO  
 Date: 2022-09-14 14:15:56