


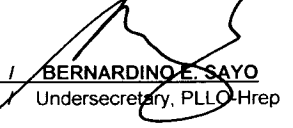


PRESIDENTIAL LEGISLATIVE LIAISON OFFICE
 Quarterly Physical Report of Operation
 As of September 30, 2015

Department : *Other Executive Offices*
 Agency/OU : *Presidential legislative Liaison Office*
 Fund :

PARTICULARS	UACS CODE	FY 2015 PHYSICAL TARGETS				TOTAL	FY 2015 PHYSICAL ACCOMPLISHMENTS				TOTAL	VARIANCE	REMARKS
		1st Quarter	2nd Quarter	3rd Quarter	4th Quarter		1st Quarter	2nd Quarter	3rd Quarter	4th Quarter			
1	2	3	4	5	6	7	8	9	10	11	12	13	14
Part A													
I. Operations													
MFO 1 - LEGISLATIVE LIAISON SERVICES													
<i>Performance Indicator 1: Percentage of the President's priority bills/legislative agenda shepherded (See Annex A for details)</i>		19% 40 bills	19% 40 bills	29% 60 bills	33% 70 bills	100% 210 bills	23% 48 bills	20% 41 bills	34% 72 bills		77% 161 bills	(27%) (49) bills	
<i>Performance Indicator 2: Percentage of shepherded priority bills/legislative agenda of the President calendared for resolution/proper disposition (See Annex A for details)</i>		8% 300	8% 300	56% 2000	28% 1000	100% 3600	9% 326	9% 312	58% 2094		76% 2732	(27%) (868)	
<i>Performance Indicator 3: Percentage of the President / Executive Departments legislative agenda acted upon and facilitated five (5) days after receipt of complete documentation. (See Annex A for details)</i>		17% 60	29% 100	35% 120	19% 65	100% 345	25% 87	35% 120	44% 153		104% 360	4% 15	
Part B													
Major Programs / Projects <i>(as per Agency Planning Tool submitted to CabSec)</i>													
KRA No. 1 - Anti Corruption, Transparent, Accountable and Participatory Governance													
<i>Facilitate people-centered information, education and communication campaign on legislative concerns (See Annex A for details)</i>													
<i>Prepared by:</i>													
 REY B. ZARATE, JR. PLLO I / Chairman, Planning Committee													
<i>In coordination with:</i>													
 JOSILYN M. LINGA Chief, Administrative Officer													
<i>Approved by:</i>													
 ANTONIO A. GALLARDO Underscretary, PLLO-Senate													
 BERNARDINO E. SAYO Undersecretary, PLLO-Hrep													

PRESIDENTIAL LEGISLATIVE LIAISON OFFICE
Quarterly Physical Report of Operation
As of September 30, 2015

Department : *Other Executive Offices*
 Agency/OU : *Presidential legislative Liaison Office*
 Fund :

PARTICULARS	UACS CODE	FY 2015 PHYSICAL TARGETS				TOTAL	FY 2015 PHYSICAL ACCOMPLISHMENTS				TOTAL	VARIANCE
		1st Quarter	2nd Quarter	3rd Quarter	4th Quarter		1st Quarter	2nd Quarter	3rd Quarter	4th Quarter		
1	2	3	4	5	6	7	8	9	10	11	12	13
Part A												
I. Operations												
MFO 1 - LEGISLATIVE LIAISON SERVICES												
Performance Indicator 1:												
1.1	<i>Number of agencies assisted towards the formulation of legislative agenda at the levels of department/agency, cabinet cluster and cabinet proper</i>	50	50	50	50	200	59	56	55		170	(30)
1.2	<i>Number of agencies consulted and assisted towards the drafting of administration priority measures</i>	40	40	40	40	160	43	42	43		128	(32)
1.3	<i>No. of agencies consulted and assisted in the filing of priority administration bills including author/sponsor selection and committee/s referral</i>	80	80	150	100	410	84	83	161		328	(82)
1.4	<i>No. of priority bills shepherded/facilitated at various stages of the legislative process (i.e. committee, TWG, plenary and bicameral conference committee) including international treaties and executive agreements submitted for Senate ratification</i>	100	75	175	150	500	138	81	187		406	(94)
1.5	<i>Number of other legislative proposals reviewed and monitored for purposes of determining consistency with the Administration's core policy reform and development program</i>	200	200	300	200	900	212	208	355		775	(125)
1.6	<i>No. of appropriate intervention formulated and implemented in the legislative mill in consultation/coordination with concerned executive agencies to avert potential crises e.g. Presidential veto or to contain situations impinging on priority measures</i>	70	43	90	80	283	82	46	93		221	(62)
1.7	<i>No. of Legislative Liaison System members provided alert advisory system toward effective information exchange about legislative developments and early detection of disagreements among agencies relative to critical /controversial bills</i>	100	45	75	90	310	127	55	75		257	(53)

PRESIDENTIAL LEGISLATIVE LIAISON OFFICE
Quarterly Physical Report of Operation
As of September 30, 2015

Department : *Other Executive Offices*
 Agency/OU : *Presidential legislative Liaison Office*
 Fund :

PARTICULARS	UACS CODE	FY 2015 PHYSICAL TARGETS				TOTAL	FY 2015 PHYSICAL ACCOMPLISHMENTS				TOTAL	VARIANCE
		1st Quarter	2nd Quarter	3rd Quarter	4th Quarter		1st Quarter	2nd Quarter	3rd Quarter	4th Quarter		
1	2	3	4	5	6	7	8	9	10	11	12	13
1.8	No. of inter-agency meetings convened at the level of the Legislative Liaison System or the Cabinet toward building consensus on crucial bills to avoid dissonance and speed up progress in the legislative mill	44	25	35	35	139	48	25	37		110	(29)
Performance Indicator 2:												
2.1	Number of requests of legislators (i.e. legislative or constituency concerns) processed and facilitated from the date of receipt	75	75	100	150	400	93	82	112		287	(113)
2.2	Number of LEDAC Meetings (TWG, Execom and/or LEDAC proper) and PLLO-initiated consultations conducted or facilitated in furtherance of LEDAC objectives	3	3	3	3	12	3	3	3		9	(3)
2.3	Number of privilege speeches, pronouncements and legislative inquiries monitored	550	600	500	400	2050	483	609	515		1607	(443)
2.4	Number of horizontal and vertical consultations/coordinations to pursue a specific political objective and/or address or resolve problems and other concerns	350	300	350	300	1300	357	307	384		1048	(252)
2.5	Number of political situationers prepared for the President's information/consideration	50	50	50	25	175	68	52	55		175	0
2.6	No. of opportunities for meaningful engagements with existing institutional linkages such as the Cabinet Secretariat, Cabinet Assistance System, Office of the Deputy Executive Secretary for Legislative Affairs, Presidential Management Staff, etc; and strengthening new inter-governmental, political, or social institutional linkages to address issues of mutual significance	53	50	50	50	203	65	58	63		186	(17)
2.7	No. of Presidential nominees assisted at the Commission on Appointments	200	200	80	20	500	200	184	107		491	(9)
Performance Indicator 3:												
3.1	Number of seminar-workshops, trainings and consultative meetings intended to enhance advocacy expertise and skills to Legislative Liaison System members	50	40	50	50	190	56	43	56		155	(35)

PRESIDENTIAL LEGISLATIVE LIAISON OFFICE
Quarterly Physical Report of Operation
As of September 30, 2015

Department : *Other Executive Offices*
 Agency/OU : *Presidential legislative Liaison Office*
 Fund :

PARTICULARS	UACS CODE	FY 2015 PHYSICAL TARGETS				TOTAL	FY 2015 PHYSICAL ACCOMPLISHMENTS				TOTAL	VARIANCE
		1st Quarter	2nd Quarter	3rd Quarter	4th Quarter		1st Quarter	2nd Quarter	3rd Quarter	4th Quarter		
1	2	3	4	5	6	7	8	9	10	11	12	13
3.2	<i>Number of information dissemination programs/activities undertaken targeting the general public or specific audience</i>	100	80	120	125	425	108	82	131		321	(104)
3.3	<i>Number of LLS meetings at plenary and cluster levels</i>	25	25	25	25	100	30	25	25		80	(20)
3.4	<i>Number of small groups consultation meetings and TWGs</i>	100	70	100	100	370	116	75	123		314	(56)
Part B												
Major Programs / Projects <i>(as per Agency Planning Tool submitted to CabSec)</i>												
Facilitate people-centered information, education and communication campaign on legislative concerns												
b.1	<i>Establishment and maintenance of social media unit (Number of PLLO website visitors)</i>	300	300	300	300	1200	305	309	320		934	(266)
b.2	<i>Information dissemination on legislative concerns over radio program and other public for a (Number of radio programs held, interviewed legislators and resource persons/speakers)</i>	24	26	28	26	104	30	31	30		91	(13)
b.3	<i>Conduct of teach-ins seminars about legislative process for duty-bearers, stakeholders and marginalized interest groups (Number of seminars conducted)</i>	2	2	2	2	8	2	2	2		6	(2)
b.4	<i>Conduct of NGO Day (Number of NGOs/CSOs engaged during the conduct of NGO Day)</i>	12	12	12	12	48	14	17	14		45	(3)