





PRESIDENTIAL LEGISLATIVE LIAISON OFFICE
Quarterly Physical Report of Operation
As of December 31, 2017

BAR No. 1

Department : *Other Executive Offices*
 Agency/OU : *Presidential legislative Liaison Office*
 Fund :

PARTICULARS	UACS CODE	FY 2017 PHYSICAL TARGETS				TOTAL	FY 2017 PHYSICAL ACCOMPLISHMENTS				TOTAL	VARIANCE	REMARKS
		1st Quarter	2nd Quarter	3rd Quarter	4th Quarter		1st Quarter	2nd Quarter	3rd Quarter	4th Quarter			
1	2	3	4	5	6	7	8	9	10	11	12	13	14
Part A													
I. Operations													
MFO 1 - LEGISLATIVE LIAISON SERVICES													
<i>Performance Indicator 1: Percentage of the President's priority bills/legislative agenda shepherded (See Annex A for details)</i>		27% 40 bills	20% 30 bills	27% 40 bills	27% 40 bills	100% 150 bills	32% 48 bills	23% 35 bills	37% 55 bills	28% 42 bills	120% 180 bills	20% 30 bills	
<i>Performance Indicator 2: Percentage of shepherded priority bills/legislative agenda of the President calendared for resolution/proper disposition (See Annex A for details)</i>		12% 350	10% 300	67% 2000	12% 350	100% 3000	12% 357	11% 328	70% 2102	14% 419	107% 3206	7% 206	
<i>Performance Indicator 3: Percentage of the President / Executive Departments legislative agenda acted upon and facilitated five (5) days after receipt of complete documentation. (See Annex A for details)</i>		30% 60	20% 40	30% 60	20% 40	100% 200	30% 60	28% 55	35% 70	21% 41	113% 226	13% 26	
Part B													
Major Programs / Projects													
<i>KRA No. 1 - Anti Corruption, Transparent, Accountable and Participatory Governance</i>													
<i>Facilitate people-centered information, education and communication campaign on legislative concerns (See Annex A for details)</i>													
Prepared by:  ROMULO V. ARUGAT Chairman, Planning Committee	In coordination with:  CYNTHIA A. CUARENTA Head Executive Assistant/Acting Chief Administrative Officer	Approved by:  SEC. ADELINO B. SITUY, LLB, LLM Head, PLLO 											

PRESIDENTIAL LEGISLATIVE LIAISON OFFICE
Quarterly Physical Report of Operations
As of December 31, 2017

Department : Other Executive Offices
 Agency/OU : Presidential legislative Liaison Office
 Fund :

PARTICULARS	UACS CODE	FY 2017 PHYSICAL TARGETS				TOTAL	FY 2017 PHYSICAL ACCOMPLISHMENTS				TOTAL	VARIANCE
		1st Quarter	2nd Quarter	3rd Quarter	4th Quarter		1st Quarter	2nd Quarter	3rd Quarter	4th Quarter		
1	2	3	4	5	6	7	8	9	10	11	12	13
Part A												
I. Operations												
MFO 1 - LEGISLATIVE LIAISON SERVICES												
Performance Indicator 1:												
1.1 Number of agencies assisted towards the formulation of legislative agenda at the levels of department/agency, cabinet cluster and cabinet proper		40	50	80	46	216	50	52	80	50	232	16
1.2 Number of agencies consulted and assisted towards the drafting of administration priority measures		30	40	60	42	172	40	44	63	45	192	20
1.3 No. of agencies consulted and assisted in the filing of priority administration bills including author/sponsor selection and committee/s referral		80	100	135	127	442	85	120	112	133	450	8
1.4 No. of priority bills shepherded/facilitated at various stages of the legislative process (i.e. committee, TWG, plenary and bicameral conference committee) including international treaties and executive agreements submitted for Senate ratification		150	50	200	100	500	162	55	230	101	548	48
1.5 Number of other legislative proposals reviewed and monitored for purposes of determining consistency with the Administration's core policy reform and development program		200	100	300	300	900	228	110	370	419	1127	227
1.6 No. of appropriate intervention formulated and implemented in the legislative mill in consultation/coordination with concerned executive agencies to avert potential crises e.g. Presidential veto or to contain situations impinging on priority measures		6	10	20	9	45	7	10	30	10	57	12
1.7 No. of Legislative Liaison System members provided alert advisory system toward effective information exchange about legislative developments and early detection of disagreements among agencies relative to critical /controversial bills		30	40	60	20	150	48	48	80	25	201	51

PRESIDENTIAL LEGISLATIVE LIAISON OFFICE
Quarterly Physical Report of Operations
As of December 31, 2017

Department : *Other Executive Offices*
 Agency/OU : *Presidential legislative Liaison Office*
 Fund :

PARTICULARS	UACS CODE	FY 2017 PHYSICAL TARGETS				TOTAL	FY 2017 PHYSICAL ACCOMPLISHMENTS				TOTAL	VARIANCE
		1st Quarter	2nd Quarter	3rd Quarter	4th Quarter		1st Quarter	2nd Quarter	3rd Quarter	4th Quarter		
1	2	3	4	5	6	7	8	9	10	11	12	13
1.8 <i>No. of inter-agency meetings convened at the level of the Legislative Liaison System or the Cabinet toward building consensus on crucial bills to avoid dissonance and speed up progress in the legislative mill</i>		15	15	15	15	60	15	15	15	18	63	3
Performance Indicator 2:												
2.1 <i>Number of requests of legislators (i.e. legislative or constituency concerns) processed and facilitated from the date of receipt</i>		100	80	120	132	432	115	95	145	88	443	11
2.2 <i>Number of LEDAC Meetings (TWG, Execom and/or LEDAC proper) and PLLO-initiated consultations conducted or facilitated in furtherance of LEDAC objectives</i>		3	3	3	3	12	7	3	3	1	14	2
2.3 <i>Number of privilege speeches, pronouncements and legislative inquiries monitored</i>		418	160	1100	536	2214	425	174	1104	517	2220	6
2.4 <i>Number of horizontal and vertical consultations/coordinations to pursue a specific political objective and/or address or resolve problems and other concerns</i>		280	310	434	380	1404	290	325	448	348	1411	7
2.5 <i>Number of political situationers prepared for the President's information/consideration</i>		34	45	60	50	189	36	45	62	48	191	2
2.6 <i>No. of opportunities for meaningful engagements with existing institutional linkages such as the Cabinet Secretariat, Cabinet Assistance System, Office of the Deputy Executive Secretary for Legislative Affairs, Presidential Management Staff, etc; and strengthening new inter-governmental, political, or social institutional linkages to address issues of mutual significance</i>		10	15	20	10	55	36	15	30	12	93	38
2.7 <i>No. of Presidential nominees assisted at the Commission on Appointments</i>		10	0	80	60	150	15	0	65	46	126	(24)
Performance Indicator 3:												
3.1 <i>Number of seminar-workshops, trainings and consultative meetings intended to enhance advocacy expertise and skills to Legislative Liaison System members</i>		50	40	60	55	205	66	45	60	35	206	1

PRESIDENTIAL LEGISLATIVE LIAISON OFFICE
Quarterly Physical Report of Operations
As of December 31, 2017

Department : *Other Executive Offices*
 Agency/OU : *Presidential legislative Liaison Office*
 Fund :

PARTICULARS	UACS CODE	FY 2017 PHYSICAL TARGETS				TOTAL	FY 2017 PHYSICAL ACCOMPLISHMENTS				TOTAL	VARIANCE
		1st Quarter	2nd Quarter	3rd Quarter	4th Quarter		1st Quarter	2nd Quarter	3rd Quarter	4th Quarter		
1	2	3	4	5	6	7	8	9	10	11	12	13
3.2		105	54	150	150	459	118	60	155	133	466	7
3.3		30	10	45	23	108	36	10	45	20	111	3
3.4		100	70	150	110	430	120	75	155	88	438	8
Part B												
Major Programs / Projects												
Facilitate people-centered information, education and communication campaign on legislative concerns												
b.1		3600	3600	3600	3600	14400	3655	3754	4485	9087	20981	6581
b.2		26	26	26	26	104	28	27	25	28	108	4
b.3		2	2	2	2	8	6	1	2	1	10	2
b.4		12	12	12	12	48	12	11	11	17	51	3