

QUARTERLY PHYSICAL REPORT OF OPERATION

As of 2017 March 31

Department: Other Executive Offices

Appropriations: Current Year Appropriations

Agency: Presidential Legislative Liaison Office

Operating Unit: N/A


Organization Code (UACS): 260350000000

Report Status: SUBMITTED

Particulars	UACS CODE	Physical Targets					Physical Accomplishments					Variance as of March 31 2017	Remarks
		1st Quarter	2nd Quarter	3rd Quarter	4th Quarter	Total	1st Quarter	2nd Quarter	3rd Quarter	4th Quarter	Total		
1	2	3	4	5	6	7=(3+4+5+6)	8	9	10	11	12=(8+9+10+11)	13	14
Part A													
I. Operations													
MFO 1: LEGISLATIVE LIAISON SERVICES	000003010000000												
Quantity													
Percentage of the President's priority bills/legislative agenda shepherded		27%	20%	27%	27%	100%	32%				32%	68%	see annex a for details
Quality													
Percentage of shepherded priority bills/legislative agenda of the President calendared for resolution/proper disposition		12%	10%	67%	12%	100%	12%				12%	88%	see annex a for details
Timeliness													
Percentage of the President/Executive Departments legislative agenda acted upon and facilitated five (5) days after receipt of complete documentation		30%	20%	30%	20%	100%	30%				30%	70%	see annex a for details
Legislative Liaison Services													
Quantity													
Percentage of the President's priority bills/legislative agenda shepherded		27%	20%	27%	27%	100%	32%				32%	68%	see annex a for details
Quality													
Percentage of shepherded priority bills/legislative agenda of the President calendared for resolution/proper disposition		12%	10%	67%	12%	100%	12%				12%	88%	see annex a for details

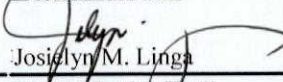
Particulars	UACS CODE	Physical Targets					Physical Accomplishments					Variance as of March 31 2017	Remarks
		1st Quarter	2nd Quarter	3rd Quarter	4th Quarter	Total	1st Quarter	2nd Quarter	3rd Quarter	4th Quarter	Total		
1	2	3	4	5	6	7=(3+4+5+6)	8	9	10	11	12=(8+9+10+11)	13	14
Timeliness													
Percentage of the President/Executive Departments legislative agenda acted upon and facilitated five (5) days after receipt of complete documentation		30%	20%	30%	20%	100%	30%				30%	70%	see annex a for details

Prepared By:




Asec. Romulo V. Arugay  
 Planning Services Head/Planning Officer  
 Date: 26/May/2017

In coordination with:



Joselyn M. Linga  
 Financial Services Head/  
 Date: 26/May/2017

Approved By:



Sec. Adelino B. Sitoy  
 Agency Head/  
 Date: 26/May/2017



**PRESIDENTIAL LEGISLATIVE LIAISON OFFICE**  
 Quarterly Physical Report of Operation  
 As of March 31, 2017

BAR No. 1 (Annex A)

Department : *Other Executive Offices*  
 Agency/OU : *Presidential legislative Liaison Office*  
 Fund :

PARTICULARS	UACS CODE	FY 2017 PHYSICAL TARGETS				TOTAL	FY 2017 PHYSICAL ACCOMPLISHMENTS				TOTAL	VARIANCE
		1st Quarter	2nd Quarter	3rd Quarter	4th Quarter		1st Quarter	2nd Quarter	3rd Quarter	4th Quarter		
		3	4	5	6		7	8	9	10		
1	2	3	4	5	6	7	8	9	10	11	12	13
<b>Part A</b>												
<b>I. Operations</b>												
<b>MFO 1 - LEGISLATIVE LIAISON SERVICES</b>												
<b>Performance Indicator 1:</b>												
1.1 <i>Number of agencies assisted towards the formulation of legislative agenda at the levels of department/agency, cabinet cluster and cabinet proper</i>		40	50	80	46	216	50				50	(166)
1.2 <i>Number of agencies consulted and assisted towards the drafting of administration priority measures</i>		30	40	60	42	172	40				40	(132)
1.3 <i>No. of agencies consulted and assisted in the filing of priority administration bills including author/sponsor selection and committee/s referral</i>		80	100	135	127	442	85				85	(357)
1.4 <i>No. of priority bills shepherded/facilitated at various stages of the legislative process (i.e. committee, TWG, plenary and bicameral conference committee) including international treaties and executive agreements submitted for Senate ratification</i>		150	50	200	100	500	162				162	(338)
1.5 <i>Number of other legislative proposals reviewed and monitored for purposes of determining consistency with the Administration's core policy reform and development program</i>		200	100	300	300	900	228				228	(672)
1.6 <i>No. of appropriate intervention formulated and implemented in the legislative mill in consultation/coordination with concerned executive agencies to avert potential crises e.g. Presidential veto or to contain situations impinging on priority measures</i>		6	10	20	9	45	7				7	(38)
1.7 <i>No. of Legislative Liaison System members provided alert advisory system toward effective information exchange about legislative developments and early detection of disagreements among agencies relative to critical /controversial bills</i>		30	40	60	20	150	48				48	(102)

**PRESIDENTIAL LEGISLATIVE LIAISON OFFICE**  
**Quarterly Physical Report of Operation**  
**As of March 31, 2017**

BAR No. 1 (Annex A)

Department : *Other Executive Offices*  
 Agency/OU : *Presidential legislative Liaison Office*  
 Fund :

PARTICULARS	UACS CODE	FY 2017 PHYSICAL TARGETS				TOTAL	FY 2017 PHYSICAL ACCOMPLISHMENTS				TOTAL	VARIANCE
		1st Quarter	2nd Quarter	3rd Quarter	4th Quarter		1st Quarter	2nd Quarter	3rd Quarter	4th Quarter		
		3	4	5	6		7	8	9	10		
1	2	3	4	5	6	7	8	9	10	11	12	13
1.8 <i>No. of inter-agency meetings convened at the level of the Legislative Liaison System or the Cabinet toward building consensus on crucial bills to avoid dissonance and speed up progress in the legislative mill</i>		60	15	15	15	15	62				62	47
<b>Performance Indicator 2:</b>												
2.1 <i>Number of requests of legislators (i.e. legislative or constituency concerns) processed and facilitated from the date of receipt</i>		100	80	120	132	432	115				115	(317)
2.2 <i>Number of LEDAC Meetings (TWG, Execom and/or LEDAC proper) and PLLO-initiated consultations conducted or facilitated in furtherance of LEDAC objectives</i>		3	3	3	3	12	7				7	(5)
2.3 <i>Number of privilege speeches, pronouncements and legislative inquiries monitored</i>		418	160	1100	536	2214	425				425	(1789)
2.4 <i>Number of horizontal and vertical consultations/coordinations to pursue a specific political objective and/or address or resolve problems and other concerns</i>		280	310	434	380	1404	290				290	(1114)
2.5 <i>Number of political situationers prepared for the President's information/consideration</i>		34	45	60	50	189	36				36	(153)
2.6 <i>No. of opportunities for meaningful engagements with existing institutional linkages such as the Cabinet Secretariat, Cabinet Assistance System, Office of the Deputy Executive Secretary for Legislative Affairs, Presidential Management Staff, etc; and strengthening new inter-governmental, political, or social institutional linkages to address issues of mutual significance</i>		10	15	20	10	55	36				36	(19)
2.7 <i>No. of Presidential nominees assisted at the Commission on Appointments</i>		10	0	80	60	150	15				15	(135)
<b>Performance Indicator 3:</b>												
3.1 <i>Number of seminar-workshops, trainings and consultative meetings intended to enhance advocacy expertise and skills to Legislative Liaison System members</i>		50	40	60	55	205	66				66	(139)

**PRESIDENTIAL LEGISLATIVE LIAISON OFFICE**  
 Quarterly Physical Report of Operation  
 As of March 31, 2017

BAR No. 1 (Annex A)

Department : *Other Executive Offices*  
 Agency/OU : *Presidential legislative Liaison Office*  
 Fund :

PARTICULARS	UACS CODE	FY 2017 PHYSICAL TARGETS				TOTAL	FY 2017 PHYSICAL ACCOMPLISHMENTS				TOTAL	VARIANCE
		1st Quarter	2nd Quarter	3rd Quarter	4th Quarter		1st Quarter	2nd Quarter	3rd Quarter	4th Quarter		
1	2	3	4	5	6	7	8	9	10	11	12	13
3.2		105	54	150	150	459	118				118	(341)
3.3		30	10	45	23	108	36				36	(72)
3.4		100	70	150	110	430	120				120	(310)
<b>Part B</b>												
<b>Major Programs / Projects</b>												
<b>Facilitate people-centered information, education and communication campaign on legislative concerns</b>												
b.1		4500	4500	4500	4500	18000	3659				3659	(14341)
b.2		26	26	26	26	104	28				28	(76)
b.3		2	2	2	2	8	6				6	(2)
b.4		12	12	12	12	48	12				12	(36)