
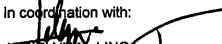
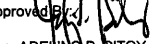


QUARTERLY PHYSICAL REPORT OF OPERATION  
As of 2017 September 30

Department: Other Executive Offices  
Appropriations: Current Year Appropriations  
Agency: Presidential Legislative Liaison Office  
Operating Unit: N/A  
Organization Code (UACS): 26035000000  
Report Status: SUBMITTED

Particulars 1	UACS CODE 2	Physical Targets					Physical Accomplishments					Variance as of September 30 2017 13	Remarks 14	
		1st Quarter 3	2nd Quarter 4	3rd Quarter 5	4th Quarter 6	Total 7=(3+4+5+6)	1st Quarter 8	2nd Quarter 9	3rd Quarter 10	4th Quarter 11	Total 12=(8+9+10+11)			
Part A														
I. Operations														
MFO 1: LEGISLATIVE LIAISON SERVICES	3010000000													
Quantity														
Percentage of the President's priority bills/legislative agenda shepherded		27%	20%	27%	27%	100%	32%	23%	37%		92%	8%	see annex a for details	
Quality														
Percentage of shepherded priority bills/legislative agenda of the President calendared for resolution/proper disposition		12%	10%	67%	12%	100%	12%	11%	70%		93%	7%	see annex a for details	
Timeliness														
Percentage of the President/Executive Departments legislative agenda acted upon and facilitated five (5) days after receipt of complete documentation		30%	20%	30%	20%	100%	30%	28%	35%		93%	7%	see annex a for details	
Legislative Liaison Services														
Quantity														
Percentage of the President's priority bills/legislative agenda shepherded		27%	20%	27%	27%	100%	32%	23%	37%		92%	8%	see annex a for details	
Quality														
Percentage of shepherded priority bills/legislative agenda of the President calendared for resolution/proper disposition		12%	10%	67%	12%	100%	12%	11%	70%		93%	7%	see annex a for details	
Timeliness														
Percentage of the President/Executive Departments legislative agenda acted upon and facilitated five (5) days after receipt of complete documentation		30%	20%	30%	20%	100%	30%	28%	35%		93%	7%	see annex a for details	

Prepared By:  In coordination with:  Approved By:   
 Asec. ROMULO V. ARUGAY      JOSIELYN M. LINGA      Sec. ADELINO B. SITOY  
 Chairperson, Planning Committee      Chief Administrative Officer      Head, PLLD  
 Date: 11/Dec/2017      Date: 11/Dec/2017      Date: 11/Jan/2018



**PRESIDENTIAL LEGISLATIVE LIAISON OFFICE**  
**Quarterly Physical Report of Operation**  
*As of September 30, 2017*

Department : Other Executive Offices  
 Agency/OU : Presidential legislative Liaison Office  
 Fund :

PARTICULARS	UACS CODE	FY 2017 PHYSICAL TARGETS				TOTAL	FY 2017 PHYSICAL ACCOMPLISHMENTS				TOTAL	VARIANCE
		1st Quarter	2nd Quarter	3rd Quarter	4th Quarter		1st Quarter	2nd Quarter	3rd Quarter	4th Quarter		
1	2	3	4	5	6	7	8	9	10	11	12	13
<b>Part A</b>												
<b>I. Operations</b>												
<b>MFO 1 - LEGISLATIVE LIAISON SERVICES</b>												
<b>Performance Indicator 1:</b>												
<b>1.1</b> Number of agencies assisted towards the formulation of legislative agenda at the levels of department/agency, cabinet cluster and cabinet proper		40	50	80	46	216	50	52	80		182	(34)
<b>1.2</b> Number of agencies consulted and assisted towards the drafting of administration priority measures		30	40	60	42	172	40	44	63		147	(25)
<b>1.3</b> No. of agencies consulted and assisted in the filing of priority administration bills including author/sponsor selection and committee/s referral		80	100	135	127	442	85	120	112		317	(125)
<b>1.4</b> No. of priority bills shepherded/facilitated at various stages of the legislative process (i.e. committee, TWG, plenary and bicameral conference committee) including international treaties and executive agreements submitted for Senate ratification		150	50	200	100	500	162	55	230		447	(53)
<b>1.5</b> Number of other legislative proposals reviewed and monitored for purposes of determining consistency with the Administration's core policy reform and development program		200	100	300	300	900	228	110	370		708	(192)
<b>1.6</b> No. of appropriate intervention formulated and implemented in the legislative mill in consultation/coordination with concerned executive agencies to avert potential crises e.g. Presidential veto or to contain situations impinging on priority measures		6	10	20	9	45	7	10	30		47	2
<b>1.7</b> No. of Legislative Liaison System members provided alert advisory system toward effective information exchange about legislative developments and early detection of disagreements among agencies relative to critical /controversial bills		30	40	60	20	150	48	48	80		176	26

**PRESIDENTIAL LEGISLATIVE LIAISON OFFICE**  
**Quarterly Physical Report of Operation**  
*As of September 30, 2017*

Department : *Other Executive Offices*  
 Agency/OU : *Presidential legislative Liaison Office*  
 Fund :

PARTICULARS	UACS CODE	FY 2017 PHYSICAL TARGETS				TOTAL	FY 2017 PHYSICAL ACCOMPLISHMENTS				TOTAL	VARIANCE
		1st Quarter	2nd Quarter	3rd Quarter	4th Quarter		1st Quarter	2nd Quarter	3rd Quarter	4th Quarter		
1	2	3	4	5	6	7	8	9	10	11	12	13
1.8 <i>No. of inter-agency meetings convened at the level of the Legislative Liaison System or the Cabinet toward building consensus on crucial bills to avoid dissonance and speed up progress in the legislative mill</i>		60	15	15	15	15	62	15	15		92	77
<b>Performance Indicator 2:</b>												
2.1 <i>Number of requests of legislators (i.e. legislative or constituency concerns) processed and facilitated from the date of receipt</i>		100	80	120	132	432	115	95	145		355	(77)
2.2 <i>Number of LEDAC Meetings (TWG, Execom and/or LEDAC proper) and PLLO-initiated consultations conducted or facilitated in furtherance of LEDAC objectives</i>		3	3	3	3	12	7	3	3		13	1
2.3 <i>Number of privilege speeches, pronouncements and legislative inquiries monitored</i>		418	160	1100	536	2214	425	174	1104		1703	(511)
2.4 <i>Number of horizontal and vertical consultations/coordinations to pursue a specific political objective and/or address or resolve problems and other concerns</i>		280	310	434	380	1404	290	325	448		1063	(341)
2.5 <i>Number of political situationers prepared for the President's information/consideration</i>		34	45	60	50	189	36	45	62		143	(46)
2.6 <i>No. of opportunities for meaningful engagements with existing institutional linkages such as the Cabinet Secretariat, Cabinet Assistance System, Office of the Deputy Executive Secretary for Legislative Affairs, Presidential Management Staff, etc; and strengthening new inter-governmental, political, or social institutional linkages to address issues of mutual significance</i>		10	15	20	10	55	36	15	30		81	26
2.7 <i>No. of Presidential nominees assisted at the Commission on Appointments</i>		10	0	80	60	150	15		65		80	(70)
<b>Performance Indicator 3:</b>												
3.1 <i>Number of seminar-workshops, trainings and consultative meetings intended to enhance advocacy expertise and skills to Legislative Liaison System members</i>		50	40	60	55	205	66	45	60		171	(34)

**PRESIDENTIAL LEGISLATIVE LIAISON OFFICE**  
**Quarterly Physical Report of Operation**  
*As of September 30, 2017*

Department : *Other Executive Offices*  
 Agency/OU : *Presidential legislative Liaison Office*  
 Fund :

PARTICULARS	UACS CODE	FY 2017 PHYSICAL TARGETS				TOTAL	FY 2017 PHYSICAL ACCOMPLISHMENTS				TOTAL	VARIANCE	
		1st Quarter	2nd Quarter	3rd Quarter	4th Quarter		1st Quarter	2nd Quarter	3rd Quarter	4th Quarter			
		3	4	5	6		7	8	9	10			11
1	2	3	4	5	6	7	8	9	10	11	12	13	
3.2		Number of information dissemination programs/activities undertaken targeting the general public or specific audience	105	54	150	150	459	118	60	155		333	(126)
3.3		Number of LLS meetings at plenary and cluster levels	30	10	45	23	108	36	10	45		91	(17)
3.4		Number of small groups consultation meetings and TWGs	100	70	150	110	430	120	75	155		350	(80)
<b>Part B</b>													
<b>Major Programs / Projects</b>													
<b>Facilitate people-centered information, education and communication campaign on legislative concerns</b>													
b.1		Establishment and maintenance of social media unit (Number of PLLO website visitors)	4500	4500	4500	4500	18000	3659	3754	4485		11898	(6102)
b.2		Information dissemination on legislative concerns over radio program and other public fora (Number of radio programs held, interviewed legislators and resource persons/speakers)	26	26	26	26	104	28	27	25		80	(24)
b.3		Conduct of teach-ins seminars about legislative process for duty-bearers, stakeholders and marginalized interest groups (Number of seminars conducted)	2	2	2	2	8	6	1	2		9	1
b.4		Conduct of NGO Day (Number of NGOs/CSOs engaged during the conduct of NGO Day)	12	12	12	12	48	12	11	11		34	(14)