

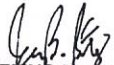


PRESIDENTIAL LEGISLATIVE LIAISON OFFICE
Quarterly Physical Report of Operations
As of 30 June 2020

Department : Other Executive Offices
Agency/OU : Presidential legislative Liaison Office
Fund :

PARTICULARS	UACS CODE	FY 2020 PHYSICAL TARGETS				TOTAL	FY 2020 PHYSICAL ACCOMPLISHMENTS				TOTAL	VARIANCE	REMARKS
		1st Quarter	2nd Quarter	3rd Quarter	4th Quarter		1st Quarter	2nd Quarter	3rd Quarter	4th Quarter			
1	2	3	4	5	6	7	8	9	10	11	12	13	14
Shepherding of Presidential Legislative initiatives and other Administration-sponsored Priority Policy Reforms and Development Programs													
Outcome Indicators													
<i>Performance Indicator 1:</i>													
Percentage of measures in the President's Legislative Priorities shepherded towards advance stages of the legislative process		30%	4%	40%	26%	100%	40%	4%	0%	0%	44%	(56%)	
15 bills		2 bills	20 bills	13 bills	50 bills	20 bills	2 bills	0 bills	0 bills	22 bills	(28) bills		
<i>Performance Indicator 2:</i>													
Percentage of other congressional measures harmonized which led to consensus among stakeholders and harmonization of pending measures with the policies of the Administration		20%	30%	30%	20%	100%	90%	54%	0%	0%	144%	44%	
10 bills		15 bills	15 bills	10 bills	50 bills	45 bills	27 bills	0 bills	0 bills	72 bills	22 bills		
<i>Performance Indicator 3:</i>													
Percentage of issues addressed to enhance executive-legislative relations		20%	20%	48%	12%	100%	32%	28%	0%	0%	60%	(40%)	
5		5	12	3	25	8	7	0	0	15	(10)		
Output Indicators													
<i>Performance Indicator 1:</i>													
Number of advisories/ reports relative to legislative/ congressional concerns prepared and submitted to the President/ Cabinet (See Annex A for details)		1,000	564	1,058	993	3,615	988	804	0	0	1,792	(1,823)	
<i>Performance Indicator 2:</i>													
Number of interventions employed which led to harmonization of pending measures in Congress with the policies of the Administration (See Annex A for details)		633	497	878	559	2,567	628	516	0	0	1,144	(1,423)	
<i>Performance Indicator 3:</i>													
Number of Presidential activities/ engagements with legislators and other stakeholders (See Annex A for details)		193	153	271	168	785	253	124	0	0	377	(408)	
<p>Prepared by:  USEC. ANTONIO A. GALLARDO Chairperson, Planning Committee</p> <p>In coordination with:  GUADALUPE O. MACEDA Officer-in-Charge, Administrative, Financial and Management Division</p> <p>Approved by:  SEC. ADELINO B. SITUY Head, PLLO</p>													

PRESIDENTIAL LEGISLATIVE LIAISON OFFICE
Quarterly Physical Report of Operations
As of 30 June 2020

Department : Other Executive Offices
 Agency/OU : Presidential legislative Liaison Office
 Fund :

PARTICULARS	UACS CODE	FY 2020 PHYSICAL TARGETS				TOTAL	FY 2020 PHYSICAL ACCOMPLISHMENTS				TOTAL	VARIANCE
		1st Quarter	2nd Quarter	3rd Quarter	4th Quarter		1st Quarter	2nd Quarter	3rd Quarter	4th Quarter		
1	2	3	4	5	6	7	8	9	10	11	12	13
Shepherding of Presidential Legislative initiatives and other Administration-sponsored Priority Policy Reforms and Development Programs												
Outcome Indicators												
<i>Performance Indicator 1:</i> <i>Percentage of measures in the President's Legislative Priorities shepherded towards advance stages of the legislative process</i>												
<i>Performance Indicator 2:</i> <i>Percentage of other congressional measures harmonized which led to consensus among stakeholders and harmonization of pending measures with the policies of the Administration</i>												
<i>Performance Indicator 3:</i> <i>Percentage of issues addressed to enhance executive-legislative relations</i>												
Output Indicators												
<i>Performance Indicator 1:</i>		1,000	564	1,058	993	3,615	988	804	0	0	1,792	(1,823)
• Number of plenary session reports		66	18	60	36	180	50	33	0	0	83	(97)
(1) • Number of Committee hearings/ Technical Working Groups (TWGs) reports (Presidential Legislative Priorities)		15	7	10	10	42	18	62	0	0	80	38
(1) • Number of Committee hearings/ Technical Working Groups (TWGs) reports (Other Bills)		285	128	375	290	1,078	200	192	0	0	392	(686)
• Number of legislative updates submitted		120	120	120	120	480	102	125	0	0	227	(253)
• Number of Presidential/ Cabinet advisories submitted		24	24	24	24	96	46	39	0	0	85	(11)
• Number of political situationers prepared for the President's information/ consideration		24	24	24	24	96	24	24	0	0	48	(48)
• Number of privilege speeches monitored		110	58	99	86	353	81	54	0	0	135	(218)

PRESIDENTIAL LEGISLATIVE LIAISON OFFICE
Quarterly Physical Report of Operations
As of 30 June 2020

PARTICULARS	UACS CODE	FY 2020 PHYSICAL TARGETS				TOTAL	FY 2020 PHYSICAL ACCOMPLISHMENTS				TOTAL	VARIANCE
		1st Quarter	2nd Quarter	3rd Quarter	4th Quarter		1st Quarter	2nd Quarter	3rd Quarter	4th Quarter		
		3	4	5	6		7	8	9	10		
• Number of pronouncements/ press releases monitored		321	173	315	361	1,170	442	253	0	0	695	(475)
• Number of investigations in-aid of legislation monitored		35	12	31	42	120	25	22	0	0	47	(73)
Performance Indicator 2:		633	497	878	559	2,567	628	516	0	0	1,144	(1,423)
(2) • Number of agencies assisted towards the formulation of legislative agenda at the levels of department / agency, cabinet cluster and Cabinet proper		23	17	43	32	115	15	23	0	0	38	(77)
• Number of LEDAC Meetings (TWG, ExeCom and/or LEDAC Proper) and PLLO-initiated consultations conducted or facilitated		1	1	1	1	4	1	1	0	0	2	(2)
• Number of horizontal and vertical consultations/ coordinations to pursue a specific, political objective to address or resolve problems and other concerns:		130	111	206	136	583	110	122	0	0	232	(351)
▶ Number of LLS plenary meetings		0	1	1	1	3	0	0	0	0	0	(3)
▶ Number of LLS cluster meetings		20	20	20	20	80	5	20	0	0	25	(55)
▶ Number of inter-agency Focused Group Discussions (FGDs)		5	5	5	5	20	5	5	0	0	10	(10)
▶ Number of agency consultations		105	85	180	110	480	100	97	0	0	197	(283)
• Number of meetings with Committee Secretaries (ComSecs)		60	50	95	65	270	56	51	0	0	107	(163)
• Number of meetings with Legislators		57	48	90	54	249	49	59	0	0	108	(141)
• Number of meetings with Chiefs-of-Staff		104	74	124	74	376	107	68	0	0	175	(201)
• Number of meaningful engagements with existing institutional linkages such as the Cabinet Secretariat, Cabinet Assistance System, Office of the Deputy Executive Secretary for Legislative Affairs, Presidential Management Staff, etc; and strengthening new inter-governmental, political or social institutional linkages to address issues of mutual significance		96	81	127	79	383	104	70	0	0	174	(209)

PRESIDENTIAL LEGISLATIVE LIAISON OFFICE
Quarterly Physical Report of Operations
As of 30 June 2020

PARTICULARS	UACS CODE	FY 2020 PHYSICAL TARGETS				TOTAL	FY 2020 PHYSICAL ACCOMPLISHMENTS				TOTAL	VARIANCE
		1st Quarter	2nd Quarter	3rd Quarter	4th Quarter		1st Quarter	2nd Quarter	3rd Quarter	4th Quarter		
1	2	3	4	5	6	7	8	9	10	11	12	13
• Number of engagements with the LGUs, CSOs, NGOs and other organized groups		30	25	30	28	113	31	19	0	0	50	(63)
(2) • Number of Agencies consulted relative to consistency of Bills to existing policies		132	90	162	90	474	155	103	0	0	258	(216)
Performance Indicator 3:		193	153	271	168	785	253	124	0	0	377	(408)
• Number of Congressional requests facilitated		50	35	70	44	199	38	30	0	0	68	(131)
(3) • Number of interventions employed to facilitate confirmation of Cabinet Secretaries by the Commission on Appointments		12	12	22	22	68	70	0	0	0	70	2
• Number of provincial/ regional visit assistance as requested		1	1	1	1	4	7	2	0	0	9	5
• Number of Presidential events assistance in Malacanang other than Ceremonial Signing as requested		1	1	1	1	4	1	1	0	0	2	(2)
• Number of ceremonial signing conducted		0	1	0	1	2	0	0	0	0	0	(2)
(3) • Number of capacity-building activities conducted intended to enhance advocacy expertise and skills to LLS members and other stakeholders		8	8	8	8	32	10	5	0	0	15	(17)
(3) • Number of information dissemination programs/activities undertaken targeting the general public or specific audience		121	95	169	91	476	127	86	0	0	213	(263)

NOTES:

- (1) - (PLLO QPRO 2019) Previously listed as sub-activity (single item) under Output Indicators- Performance Indicator 1- Item 2, now categorized into two items to distinguish the PLA from the Other Bills being monitored
- (2) - (PLLO QPRO 2019) Entered as New Item
- (3) - (PLLO QPRO 2019) Previously listed as Activiy Items under Output Indicators- Performance Indicator 2 (PLLO 2018 APM BP Form B-1 Annex A)