

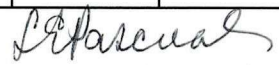


PRESIDENTIAL LEGISLATIVE LIAISON OFFICE
Quarterly Physical Report of Operations
As of 31 March 2021

Department : Other Executive Offices
 Agency/OU : Presidential legislative Liaison Office
 Fund :

PARTICULARS	UACS CODE	FY 2021 PHYSICAL TARGETS				TOTAL	FY 2021 PHYSICAL ACCOMPLISHMENTS				TOTAL	VARIANCE	REMARKS
		1st Quarter	2nd Quarter	3rd Quarter	4th Quarter		1st Quarter	2nd Quarter	3rd Quarter	4th Quarter			
1	2	3	4	5	6	7	8	9	10	11	12	13	14
Shepherding of Presidential Legislative initiatives and other Administration-sponsored Priority Policy Reforms and Development Programs													
Outcome Indicators													
Performance Indicator 1:													
<i>Percentage of measures in the President's Legislative Priorities shepherded towards advance stages of the legislative process</i>		38%	5%	45%	13%	100%	95%	0%	0%	0%	95%	(100%)	
		15 bills	2 bills	18 bills	5 bills	40 bills	38 bills	bills	bills	bills	38 bills	(2) bills	
Performance Indicator 2:													
<i>Percentage of other congressional measures harmonized which led to consensus among stakeholders and harmonization of pending measures with the policies of the Administration</i>		29%	15%	39%	18%	100%	110%	0%	0%	0%	110%	(100%)	
		23 bills	12 bills	31 bills	14 bills	80 bills	88 bills	bills	bills	bills	88 bills	8 bills	
Performance Indicator 3:													
<i>Percentage of issues addressed to enhance executive-legislative relations</i>		27%	16%	40%	18%	100%	30%	0%	0%	0%	30%	(100%)	
		42	25	63	28	158	48				48	(110)	
Output Indicators													
Performance Indicator 1:													
<i>Number of advisories/ reports relative to legislative/ congressional concerns prepared and submitted to the President/ Cabinet (See Annex A for details)</i>		506	356	533	346	1,741	685				685	(1,056)	
Performance Indicator 2:													
<i>Number of interventions employed which led to harmonization of pending measures in Congress with the policies of the Administration (See Annex A for details)</i>		739	524	778	487	2,528	970				970	(1,558)	
Performance Indicator 3:													
<i>Number of Presidential activities/ engagements with legislators and other stakeholders (See Annex A for details)</i>		164	138	185	158	645	218				218	(427)	
Prepared by: 		In coordination with: 				Approved by: 							
USEC. ANTONIO A. GALLARDO Chairperson, Planning Committee		GUADALUPE O. MACEDA Officer-in-Charge, Administrative, Financial and Management Division				USEC. LUZVERFEDA E. PASCUAL Officer-in-Charge, PLLO							

PRESIDENTIAL LEGISLATIVE LIAISON OFFICE
Quarterly Physical Report of Operations
As of 31 March 2021

Department : Other Executive Offices
 Agency/OU : Presidential legislative Liaison Office
 Fund :

PARTICULARS	UACS CODE	FY 2021 PHYSICAL TARGETS				TOTAL	FY 2021 PHYSICAL ACCOMPLISHMENTS				TOTAL	VARIANCE
		1st Quarter	2nd Quarter	3rd Quarter	4th Quarter		1st Quarter	2nd Quarter	3rd Quarter	4th Quarter		
1	2	3	4	5	6	7	8	9	10	11	12	13
Shepherding of Presidential Legislative initiatives and other Administration-sponsored Priority Policy Reforms and Development Programs												
Outcome Indicators												
Performance Indicator 1: <i>Percentage of measures in the President's Legislative Priorities shepherded towards advance stages of the legislative process</i>												
Performance Indicator 2: <i>Percentage of other congressional measures harmonized which led to consensus among stakeholders and harmonization of pending measures with the policies of the Administration</i>												
Performance Indicator 3: <i>Percentage of issues addressed to enhance executive-legislative relations</i>												
Output Indicators												
Performance Indicator 1:		506	356	533	346	1,741	685	0	0	0	685	(1,056)
• Number of plenary session reports		45	27	50	30	152	56	0	0	0	56	(96)
(1) • Number of Committee hearings/ Technical Working Groups (TWGs) reports (Presidential Legislative Priorities)		17	11	16	17	61	42	0	0	0	42	(19)
(1) • Number of Committee hearings/ Technical Working Groups (TWGs) reports (Other Bills)		90	65	107	43	305	105	0	0	0	105	(200)
• Number of legislative updates submitted		71	68	73	68	280	121	0	0	0	121	(159)
• Number of Presidential/ Cabinet advisories submitted		39	26	43	27	135	47	0	0	0	47	(88)

PRESIDENTIAL LEGISLATIVE LIAISON OFFICE
Quarterly Physical Report of Operations
As of 31 March 2021

PARTICULARS	UACS CODE	FY 2021 PHYSICAL TARGETS				TOTAL	FY 2021 PHYSICAL ACCOMPLISHMENTS				TOTAL	VARIANCE
		1st Quarter	2nd Quarter	3rd Quarter	4th Quarter		1st Quarter	2nd Quarter	3rd Quarter	4th Quarter		
1	2	3	4	5	6	7	8	9	10	11	12	13
• Number of political situationers prepared for the President's information/ consideration		14	14	14	14	56	14	0	0	0	14	(42)
• Number of privilege speeches monitored		70	43	51	47	211	79	0	0	0	79	(132)
• Number of pronouncements/ press releases monitored		147	92	164	92	495	165	0	0	0	165	(330)
• Number of investigations in-aid of legislation monitored		13	10	15	8	46	56	0	0	0	56	10
Performance Indicator 2:		739	524	778	487	2,528	970	0	0	0	970	(1,558)
(2) • Number of agencies assisted towards the formulation of legislative agenda at the levels of department / agency, cabinet cluster and Cabinet proper		7	17	10	5	39	7	0	0	0	7	(32)
• Number of LEDAC Meetings (TWG, ExeCom and/or LEDAC Proper) and PLLO-initiated consultations conducted or facilitated		1	1	1	1	4	2	0	0	0	2	(2)
• Number of horizontal and vertical consultations/ coordinations to pursue a specific, political objective to address or resolve problems and other concerns:		138	101	115	98	452	190	0	0	0	190	(262)
▶ Number of LLS plenary meetings		0	1	0	1	2	0	0	0	0	0	(2)
▶ Number of LLS cluster meetings		5	5	5	5	20	5	0	0	0	5	(15)
▶ Number of inter-agency Focused Group Discussions (FGDs)		5	5	5	5	20	29	0	0	0	29	9
▶ Number of agency consultations		128	90	105	87	410	156	0	0	0	156	(254)
• Number of meetings with Committee Secretaries (ComSecs)		55	43	63	45	206	165	0	0	0	165	(41)
• Number of meetings with Legislators		68	43	81	43	235	101	0	0	0	101	(134)
• Number of meetings with Chiefs-of-Staff		108	67	128	73	376	125	0	0	0	125	(251)

PRESIDENTIAL LEGISLATIVE LIAISON OFFICE
Quarterly Physical Report of Operations
As of 31 March 2021

PARTICULARS	UACS CODE	FY 2021 PHYSICAL TARGETS				TOTAL	FY 2021 PHYSICAL ACCOMPLISHMENTS				TOTAL	VARIANCE
		1st Quarter	2nd Quarter	3rd Quarter	4th Quarter		1st Quarter	2nd Quarter	3rd Quarter	4th Quarter		
1	2	3	4	5	6	7	8	9	10	11	12	13
• Number of meaningful engagements with existing institutional linkages such as the Cabinet Secretariat, Cabinet Assistance System, Office of the Deputy Executive Secretary for Legislative Affairs, Presidential Management Staff, etc; and strengthening new inter-governmental, political or social institutional linkages to address issues of mutual significance		140	104	143	84	471	153	0	0	0	153	(318)
• Number of engagements with the LGUs, CSOs, NGOs and other organized groups		22	22	22	22	88	15	0	0	0	15	(73)
(2) • Number of Agencies consulted relative to consistency of Bills to existing policies		200	126	215	116	657	212	0	0	0	212	(445)
Performance Indicator 3:		164	138	185	158	645	218	0	0	0	218	(427)
• Number of Congressional requests facilitated		38	33	70	51	192	54	0	0	0	54	(138)
(3) • Number of interventions employed to facilitate confirmation of Cabinet Secretaries by the Commission on Appointments		52	32	32	32	148	94	0	0	0	94	(54)
• Number of provincial/ regional visit assistance as requested		6	6	6	6	24	7	0	0	0	7	(17)
• Number of Presidential events assistance in Malacanang other than Ceremonial Signing as requested		1	1	1	1	4	0	0	0	0	0	(4)
• Number of ceremonial signing conducted		0	0	1	1	2	0	0	0	0	0	(2)
(3) • Number of capacity-building activities conducted intended to enhance advocacy expertise and skills to LLS members and other stakeholders		2	2	2	2	8	11	0	0	0	11	3
(3) • Number of information dissemination programs/activities undertaken targeting the general public or specific audience		65	64	73	65	267	52	0	0	0	52	(215)

NOTES:

- (1) - (PLLO QPRO 2019) Previously listed as sub-activity (single item) under Output Indicators- Performance Indicator 1- Item 2, now categorized into two items to distinguish the PLA from the Other Bills being monitored
- (2) - (PLLO QPRO 2019) Entered as New Item
- (3) - (PLLO QPRO 2019) Previously listed as Activiy Items under Output Indicators- Performance Indicator 2 (PLLO 2018 APM BP Form B-1 Annex A)