




PRESIDENTIAL LEGISLATIVE LIAISON OFFICE
Quarterly Physical Report of Operations
As of 30 June 2022

Department : Other Executive Offices
 Agency/OU : Presidential legislative Liaison Office
 Fund :

PARTICULARS	UACS CODE	FY 2022 PHYSICAL TARGETS				TOTAL	FY 2022 PHYSICAL ACCOMPLISHMENTS				TOTAL	VARIANCE	REMARKS
		1st Quarter	2nd Quarter	3rd Quarter	4th Quarter		1st Quarter	2nd Quarter	3rd Quarter	4th Quarter			
1	2	3	4	5	6	7	8	9	10	11	12	13	14
Shepherding of Presidential Legislative initiatives and other Administration-sponsored Priority Policy Reforms and Development Programs													
Outcome Indicators													
Performance Indicator 1:													
<i>Percentage of measures in the President's Legislative Priorities shepherded towards advance stages of the legislative process</i>		20%	5%	25%	50%	100%	40%	20%	0%	0%	60%	(40%)	
8 bills		2 bills	10 bills	20 bills	40 bills	16 bills	8 bills	0 bills	0 bills	24 bills	(16) bills		
Performance Indicator 2:													
<i>Percentage of other congressional measures harmonized which led to consensus among stakeholders and harmonization of pending measures with the policies of the Administration</i>		19%	8%	30%	43%	100%	23%	12%	0%	0%	35%	(65%)	
20 bills		8 bills	32 bills	45 bills	105 bills	24 bills	13 bills	0 bills	0 bills	37 bills	(68) bills		
Performance Indicator 3:													
<i>Percentage of issues addressed to enhance executive-legislative relations</i>		14%	10%	38%	38%	100%	112%	40%	0%	0%	152%	52%	
15		10	40	40	105	118	42	0	0	160	55		
Output Indicators													
Performance Indicator 1:													
<i>Number of advisories/ reports relative to legislative/ congressional concerns prepared and submitted to the President/ Cabinet (See Annex A for details)</i>		671	513	969	951	3,104	608	417	0	0	1,025	(2,079)	
Performance Indicator 2:													
<i>Number of interventions employed which led to harmonization of pending measures in Congress with the policies of the Administration (See Annex A for details)</i>		693	682	1,019	805	3,199	903	896	0	0	1,799	(1,400)	
Performance Indicator 3:													
<i>Number of Presidential activities/ engagements with legislators and other stakeholders (See Annex A for details)</i>		180	168	220	194	762	370	222	0	0	592	(170)	
Prepared by:  for: USEC. ANTONIO A. GALLARDO Chairperson, Planning Committee													
In coordination with:  PATRICIA A. DEKIT Office-in-Charge Administrative, Financial and Management Division													
Approved by:  IRENE T. AFORTUNADO Officer-in-Charge, PLLO													

PRESIDENTIAL LEGISLATIVE LIAISON OFFICE
Quarterly Physical Report of Operations
As of 30 June 2022

Department : Other Executive Offices
 Agency/OU : Presidential legislative Liaison Office
 Fund :

PARTICULARS	UACS CODE	FY 2022 PHYSICAL TARGETS				TOTAL	FY 2022 PHYSICAL ACCOMPLISHMENTS				TOTAL	VARIANCE
		1st Quarter	2nd Quarter	3rd Quarter	4th Quarter		1st Quarter	2nd Quarter	3rd Quarter	4th Quarter		
		3	4	5	6		7	8	9	10		
1	2	3	4	5	6	7	8	9	10	11	12	13
Shepherding of Presidential Legislative initiatives and other Administration-sponsored Priority Policy Reforms and Development Programs												
Outcome Indicators												
Performance Indicator 1:												
<i>Percentage of measures in the President's Legislative Priorities shepherded towards advance stages of the legislative process</i>												
Performance Indicator 2:												
<i>Percentage of other congressional measures harmonized which led to consensus among stakeholders and harmonization of pending measures with the policies of the Administration</i>												
Performance Indicator 3:												
<i>Percentage of issues addressed to enhance executive-legislative relations</i>												
Output Indicators												
Performance Indicator 1:												
• Number of plenary session reports												
		671	513	969	951	3,104	608	417	0	0	1,025	(2,079)
(1)		26	16	56	52	150	13	12	0	0	25	(125)
(1)		40	115	75	80	310	32	51	0	0	83	(227)
(1)		110	45	200	220	575	108	43	0	0	151	(424)
		78	68	98	93	337	110	71	0	0	181	(156)
		113	83	131	95	422	56	52	0	0	108	(314)

PRESIDENTIAL LEGISLATIVE LIAISON OFFICE
Quarterly Physical Report of Operations
As of 30 June 2022

PARTICULARS	UACS CODE	FY 2022 PHYSICAL TARGETS				TOTAL	FY 2022 PHYSICAL ACCOMPLISHMENTS				TOTAL	VARIANCE
		1st Quarter	2nd Quarter	3rd Quarter	4th Quarter		1st Quarter	2nd Quarter	3rd Quarter	4th Quarter		
1	2	3	4	5	6	7	8	9	10	11	12	13
• Number of political situationers prepared for the President's information/ consideration		44	31	49	47	171	49	29	0	0	78	(93)
• Number of privilege speeches monitored		70	25	95	100	290	24	17	0	0	41	(249)
• Number of pronouncements/ press releases monitored		150	110	230	225	715	197	136	0	0	333	(382)
• Number of investigations in-aid of legislation monitored		40	20	35	39	134	19	6	0	0	25	(109)
Performance Indicator 2:		693	682	1,019	805	3,199	903	896	0	0	1,799	(1,400)
(2) • Number of agencies assisted towards the formulation of legislative agenda at the levels of department / agency, cabinet cluster and Cabinet proper		42	70	53	43	208	35	64	0	0	99	(109)
• Number of LEDAC Meetings (TWG, ExeCom and/or LEDAC Proper) and PLLO-initiated consultations conducted or facilitated		3	6	6	6	21	0	1	0	0	1	(20)
• Number of horizontal and vertical consultations/ coordinations to pursue a specific, political objective to address or resolve problems and other concerns:												
▶ Number of LLS plenary meetings		1	1	1	1	4	1	1	0	0	2	(2)
▶ Number of LLS cluster meetings		5	5	5	5	20	5	5	0	0	10	(10)
▶ Number of inter-agency Focused Group Discussions (FGDs)		8	8	10	5	31	34	11	0	0	45	14
▶ Number of agency consultations		125	75	200	111	511	177	199	0	0	376	(135)
• Number of meetings with Committee Secretaries (ComSecs)		54	42	84	74	254	121	102	0	0	223	(31)
• Number of meetings with Legislators		99	91	174	124	488	92	113	0	0	205	(283)
• Number of meetings with Chiefs-of-Staff		74	112	174	124	484	109	133	0	0	242	(242)

PRESIDENTIAL LEGISLATIVE LIAISON OFFICE
Quarterly Physical Report of Operations
As of 30 June 2022

PARTICULARS	UACS CODE	FY 2022 PHYSICAL TARGETS				TOTAL	FY 2022 PHYSICAL ACCOMPLISHMENTS				TOTAL	VARIANCE
		1st Quarter	2nd Quarter	3rd Quarter	4th Quarter		1st Quarter	2nd Quarter	3rd Quarter	4th Quarter		
1	2	3	4	5	6	7	8	9	10	11	12	13
<ul style="list-style-type: none"> Number of meaningful engagements with existing institutional linkages such as the Cabinet Secretariat, Cabinet Assistance System, Office of the Deputy Executive Secretary for Legislative Affairs, Presidential Management Staff, etc; and strengthening new inter-governmental, political or social institutional linkages to address issues of mutual significance 		88	93	98	123	402	91	115	0	0	206	(196)
<ul style="list-style-type: none"> Number of engagements with the LGUs, CSOs, NGOs and other organized groups 		24	29	34	29	116	40	20	0	0	60	(56)
(2) <ul style="list-style-type: none"> Number of Agencies consulted relative to consistency of Bills to existing policies 		170	150	180	160	660	198	132	0	0	330	(330)
Performance Indicator 3:		180	168	220	194	762	370	222	0	0	592	(170)
<ul style="list-style-type: none"> Number of Congressional requests facilitated 		64	55	94	64	277	84	74	0	0	158	(119)
(3) <ul style="list-style-type: none"> Number of interventions employed to facilitate confirmation of Cabinet Secretaries by the Commission on Appointments 		60	25	40	55	180	170	18	0	0	188	8
<ul style="list-style-type: none"> Number of provincial/ regional visit assistance as requested 		6	6	6	6	24	24	2	0	0	26	2
<ul style="list-style-type: none"> Number of Presidential events assistance in Malacanang other than Ceremonial Signing as requested 		1	1	1	1	4	0	0	0	0	0	(4)
<ul style="list-style-type: none"> Number of ceremonial signing conducted 		0	0	0	1	1	1	0	0	0	1	0
(3) <ul style="list-style-type: none"> Number of capacity-building activities conducted intended to enhance advocacy expertise and skills to LLS members and other stakeholders 		11	36	32	32	111	32	36	0	0	68	(43)
(3) <ul style="list-style-type: none"> Number of information dissemination programs/activities undertaken targeting the general public or specific audience 		38	45	47	35	165	59	92	0	0	151	(14)

NOTES:

- (1) - (PLLO QPRO 2019) Previously listed as sub-activity (single item) under Output Indicators- Performance Indicator 1- Item 2, now categorized into two items to distinguish the PLA from the Other Bills being monitored
- (2) - (PLLO QPRO 2019) Entered as New Item
- (3) - (PLLO QPRO 2019) Previously listed as Activiy Items under Output Indicators- Performance Indicator 2 (PLLO 2018 APM BP Form B-1 Annex A)